



PVC & CPVC
Schedule 80 Fittings,
Unions, Tank Adapters,
Expansion Joints
& Saddles



TECHNICAL INFORMATION WEIGHTS & DIMENSIONS

February 1, 2008

SUPERSEDES ALL PREVIOUS EDITIONS



Quality Systems Certificate No. 293
Corporate Facilities, Sylmar, CA
Assessed to ISO 9001: 2000

Visit our web site

www.spearsmfg.com

80-4-0208

Additional Technical Publications

THERMOPLASTIC VALVES • PRODUCT GUIDE & ENGINEERING SPECIFICATIONS.....	V-4
ACTUATED VALVES • PRODUCT GUIDE & ENGINEERING SPECIFICATIONS.....	AV-4
PVC SCHEDULE 40 FITTINGS•WEIGHTS & DIMENSIONS.....	40-4
CPVC CTS FITTINGS COPPER-TUBE-SIZE•WEIGHTS & DIMENSIONS.....	CTS-4
CPVC LABWASTE™ FITTINGS• TECHNICAL INFORMATION.....	LW-4
LXT FITTINGS & VALVES • WEIGHT & DIMENSIONS.....	LXT-4
THERMOPLASTIC FLANGES•TECHNICAL INFORMATION/WEIGHTS & DIMENSIONS.....	FL-4
PVC MOLDED DWV •TECHNICAL INFORMATION.....	MDWV-4
PVC INSERT FITTINGS FOR USE WITH POLYETHYLENE PIPE • WEIGHTS & DIMENSION.....	INS-4

The information contained in this publication is based on current information and Product design at the time of publication and is subject to change without notification. Our ongoing commitment to product improvement may result in some variations. No representations, guarantees or warranties of any kind are made as to its accuracy, suitability for particular applications or results to be obtained therefrom. For verification of technical data or additional information not contained herein, please contact Spears® Technical Services Department [West Coast: (818) 364-1611 — East Coast: (717) 938-9006].

General Information

Recommendations For Installers And Users

Plastic piping systems should be **ENGINEERED, INSTALLED** and **OPERATED** in accordance with **ESTABLISHED DESIGN AND ENGINEERING STANDARDS AND PROCEDURES** for plastic piping systems. Suitability for the intended service application should be determined by the installer and/or user prior to installation of a plastic piping system. **PRIOR TO ASSEMBLY, all piping system components should be inspected for damage or irregularities. Mating components should be checked to assure that tolerances and engagements are compatible. Do not use any components that appear irregular or do not fit properly. Contact the appropriate manufacturer of the component product in question to determine usability. Consult all applicable codes and regulations for compliance prior to installation.**

WARNING: Spears® Manufacturing Company **DOES NOT RECOMMEND** the use of thermoplastic piping products for systems to transport or store compressed air or gases, or the testing of thermoplastic piping systems with compressed air or gases, in above and below ground locations. The use of Spears® product in compressed air or gas systems automatically voids Spears® warranty for such products, and their use against our recommendation is entirely the responsibility and liability of the installer. Spears® Manufacturing Company will not accept responsibility for damage or impairment of its products, or other consequential or incidental damages caused by misapplication, incorrect assembly and/or exposure to harmful substances or conditions.

Solvent Weld Connections — Use quality solvent cements and primers formulated for the intended service application, pipe size and type of joint. While the pipe and fitting materials may be compatible with the intended medium, the solvent cement may not be. Consult the manufacturers for suitability of use. Read and follow the cement and primer manufacturers' applications and cure time instructions thoroughly. Be sure to use the correct size applicator.

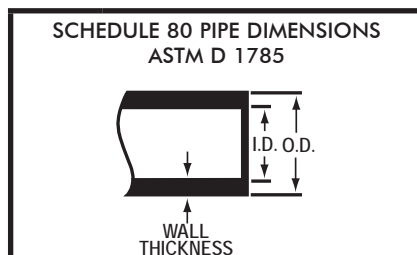
Threaded Connections — Use a quality grade thread sealant. **WARNING: SOME PIPE JOINT COMPOUNDS OR TEFLON PASTES MAY CONTAIN SUBSTANCES THAT COULD CAUSE STRESS CRACKING TO PLASTIC.** Spears® Manufacturing company recommends the use of Spears® **BLUE 75™** Thread Sealant which has been tested for compatibility with Spears® products. Please follow the sealant manufacturers' application/installation instructions. choice of an appropriate thread sealant other than those listed above is at the discretion of the installer. 1 to 2 turns beyond **FINGER TIGHT** is generally all that is required to make a sound plastic threaded connection. Unnecessary **OVERTIGHTENING** will cause **DAMAGE TO BOTH PIPE AND FITTING.**

Viton® is registered trademark of DuPont Dow Elastomers.

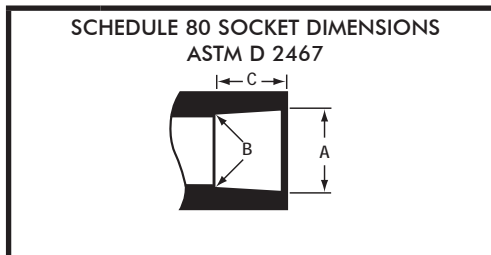
PVC & CPVC SCHEDULE 80 FITTINGS, UNIONS, TANK ADAPTERS, EXPANSION JOINTS & SADDLES



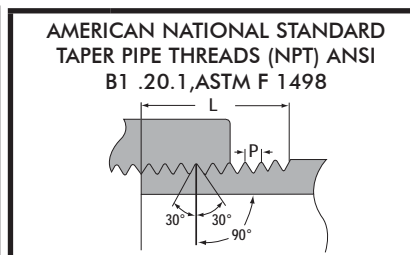
ASTM STANDARD DIMENSIONS



Nominal Pipe Size In.	Mean Outside Diameter In.	O. D. Tolerance In.	Minimum Wall Thickness In.
1/8	0.405	± 0.004	0.095
1/4	0.540	± 0.004	0.119
3/8	0.675	± 0.004	0.126
1/2	0.840	± 0.004	0.147
3/4	1.050	± 0.004	0.154
1	1.315	± 0.005	0.179
1-1/4	1.660	± 0.005	0.191
1-1/2	1.900	± 0.006	0.200
2	2.375	± 0.006	0.218
2-1/2	2.875	± 0.007	0.276
3	3.500	± 0.008	0.300
4	4.500	± 0.009	0.337
5	5.563	± 0.010	0.375
6	6.625	± 0.011	0.432
8	8.625	± 0.015	0.500
10	10.750	± 0.015	0.593
12	12.750	± 0.015	0.687



Nominal Size In.	Diameter			Socket Length Minimum C
	Entrance A	Bottom B	Tolerance A	
1/8	0.417	0.401	± 0.004	0.500
1/4	0.552	0.536	± 0.004	0.625
3/8	0.687	0.671	± 0.004	0.750
1/2	0.848	0.836	± 0.004	0.875
3/4	1.058	1.046	± 0.004	1.000
1	1.325	1.310	± 0.005	1.125
1-1/4	1.670	1.655	± 0.005	1.250
1-1/2	1.912	1.894	± 0.006	1.375
2	2.387	2.369	± 0.006	1.500
2-1/2	2.889	2.868	± 0.007	1.750
3	3.516	3.492	± 0.008	1.875
4	4.518	4.491	± 0.009	2.250
5	5.583	5.553	± 0.010	2.625
6	6.647	6.614	± 0.011	3.000
8	8.655	8.610	± 0.015	4.000
10	10.780	10.735	± 0.015	5.000
12	12.780	12.735	± 0.015	6.000



Nominal Size In.	Threads Per Inch	Effective Thread Length L	Pitch Of Thread P
1/8	27	0.2639	0.03704
1/4	18	0.4018	0.05556
3/8	18	0.4078	0.05556
1/2	14	0.5337	0.07143
3/4	14	0.5457	0.07143
1	11-1/2	0.6828	0.08696
1-1/4	11-1/2	0.7068	0.08696
1-1/2	11-1/2	0.7235	0.08696
2	11-1/2	0.7565	0.08696
2-1/2	8	1.1375	0.12500
3	8	1.2000	0.12500
4	8	1.3000	0.12500
5	8	1.4063	0.12500
6	8	1.5125	0.12500
8	8	1.7125	0.12500

STANDARD COMPARISONS

SPEARS® IPS-to-Metric transition unions are listed by nominal size. The chart below compares nominal and actual* pipe O.D. for each size according to the designated standard.

JIS K6741 (mm)		DIN 8062 (mm)		ASTM D1785 (in.)		NPT—ANSI B1.20.1** Tapered Thread		BSP—BS21, DIN 2999, ISO 7/1 Thread	
Nominal	Actual*	O.D.	Actual*	Nominal	Actual*	Designation	Threads/in.	Designation	Threads/25.4mm
16	22	20	20	1/2	.840	1/2	14	1/2	14
20	26	25	25	3/4	1.050	3/4	14	3/4	14
25	32	32	32	1	1.315	1	11.5	1	11
30	38	40	40	1-1/4	1.660	1-1/4	11.5	1-1/4	11
40	48	50	50	1-1/2	1.900	1-1/2	11.5	1-1/2	11
50	60	63	63	2	2.375	2	11.5	2	11
75	89	90	90	3	3.500	3	8	3	11
100	114	110	110	4	4.500	4	8	4	11

*Specified dimension, certain tolerances apply

**NPT and BSP have different thread angles and not compatible.



PVC & CPVC SCHEDULE 80 FITTINGS, UNIONS, TANK ADAPTERS, EXPANSION JOINTS & SADDLES

Injection Molded Dimensions References:

G = (LAYING LENGTH) intersection of center lines to bottom of socket/thread; 90° elbows, tees, crosses; ± 1/32 inch.
 H = intersection of center lines to face of fitting; 90° elbow tees, crosses; ± 1/32 inch.
 J = intersection of center lines to bottom of socket/thread; 45° elbows; ± 1/32 inch

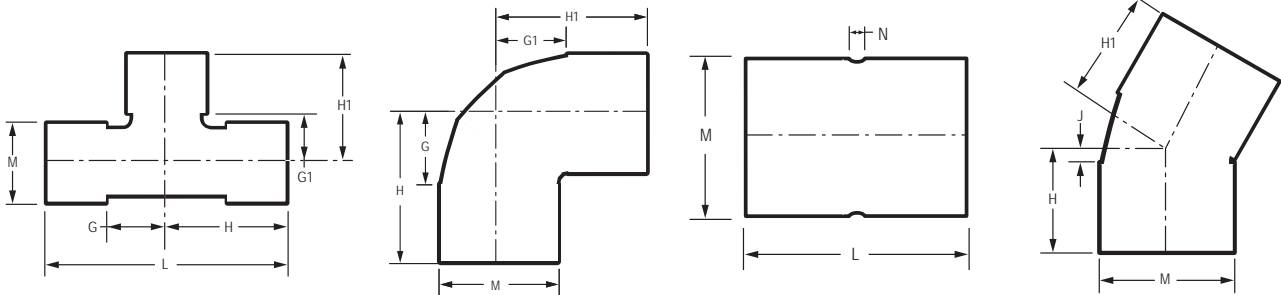
L = overall length of fittings; ± 1/16 inch.
 H = outside diameter of socket/thread hub; ± 1/16 inch.
 N = socket bottom to socket bottom; couplings; ± 1/16 inch
 W = height of cap; ± 1/16 inch.

Fabricated Dimension References:

G = (LAYING LENGTH) intersection of center lines to bottom of socket/thread; 90° elbows, tees, crosses ± 1/4 inch; 14" & larger ± 1/2 inch.
 H = intersection of center lines to face of fitting; 90° elbows ± 1/4 inch, 14" & larger ± 3/4 inch; wyes ± 1/2 inch; tees, crosses ± 1/4 inch; 14" & larger ± 1/2 inch.
 J = intersection of center lines to bottom of socket/thread; 45° elbows; ± 1/4 inch; 14" & larger ± 1/2 inch.

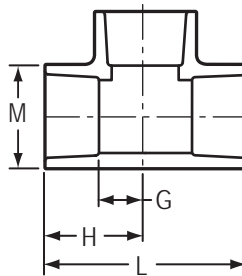
L = overall length of fittings; ± 1/2 inch; 14" & larger ± 1 inch; wyes ± 1 inch.
 M = outside diameter of socket/thread hub; ± 1/4 inch.
 N = socket bottom to socket bottom; couplings; ± 1/2
 W = height of cap; ± 1/4 inch.

Typical Fabricated Dimension References



TEE

Soc x Soc x Soc



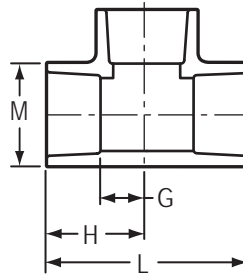
Part Number		Size	G	H	L	M	Approx. Wt. (Lbs.)	
PVC	CPVC						PVC	CPVC
801-002	801-002C	1/4	5/16	31/32	1-15/16	27/32	.04	.04
801-003	801-003C	3/8	15/32	1-1/4	2-1/2	31/32	.06	.06
801-005	801-005C	1/2	9/16	1-1/2	2-15/16	1-3/16	.10	.11
801-007	801-007C	3/4	11/16	1-11/16	3-3/8	1-13/32	.17	.17
801-010	801-010C	1	27/32	2	40	1-11/16	.26	.30
801-012	801-012C	1-1/4	7/8	2-1/8	4-1/4	2-3/32	.39	.41
801-015	801-015C	1-1/2	1-5/32	2-9/16	5-1/8	2-5/16	.57	.57
801-020	801-020C	2	1-7/16	2-15/16	5-7/8	2-7/8	.90	.81
801-025	---	2-1/2	1-3/4	3-1/2	7-1/32	3-15/32	1.58	---
---	801-025C	2-1/2	1-23/32	3-1/2	7	3-15/32	---	1.62
801-030	801-030C	3	2-1/16	3-31/32	7-15/16	4-7/32	2.40	2.83
801-040	801-040C	4	2-5/8	4-7/8	9-3/4	5-1/4	3.43	4.15

PVC & CPVC SCHEDULE 80 FITTINGS, UNIONS, TANK ADAPTERS, EXPANSION JOINTS & SADDLES



TEE

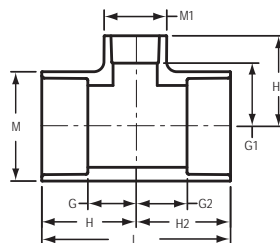
Soc x Soc x Soc (continued)



Part Number		Size	G	H	L	M	Approx. Wt. (Lbs.)	
PVC	CPVC						PVC	CPVC
801-050	801-050C	5	3-1/16	5-13/16	11-5/8	6-3/8	5.88	6.47
801-050F	801-050CF	5	7	10	20	6-5/16	13.26	18.38
801-060	801-060C	6	3-13/16	6-13/16	13-5/8	7-5/8	11.25	12.76
801-080	801-080C	8	4-13/16	8-13/16	17-5/8	9-11/16	21.03	21.24
801-080F	801-080CF	8	7-5/8	11-7/8	23-3/4	9-5/8	22.84	30.91
801-100	801-100C	10	5-3/4	10-13/16	21-5/8	1-19/32	37.89	40.50
801-100F	801-100CF	10	9	14-1/4	28-1/2	11-7/8	39.82	51.41
801-120	801-120C	12	6-15/16	12-15/16	25-7/8	14-1/4	54.45	62.00
801-120F	801-120CF	12	11-1/4	17-1/2	35	14-1/8	67.13	83.37
801-140F	801-140CF	14	11-1/4	18-1/4	36-1/2	15-1/2	103.37	108.34
801-160F	801-160CF	16	13	21	42	17-11/16	144.87	144.86
801-180F	801-180CF	18	13-3/4	22-3/4	45-1/2	19-7/8	182.75	198.00
801-200F	801-200CF	20	16-1/4	26-1/4	52-1/2	22-1/8	284.24	249.75
801-240F	801-240CF	24	17	32-1/4	64-1/2	26-7/16	335.00	460.00

REDUCING TEE

Soc x Soc x Soc



Part Number		Size	G	G1	G2	H	H1	H2	L	M	M1	Approx. Wt. (Lbs.)	
PVC	CPVC											PVC	CPVC
801-101	801-101C	3/4x3/4x1/2	19/32	23/32	19/32	1-19/32	1-19/32	1-19/32	3-3/16	1-13/32	1-3/16	.14	.15
801-130	801-130C	1x1x1/2	19/32	7/8	19/32	1-23/32	1-3/4	1-23/32	3-7/16	1-3/4	1-3/16	.20	.21
801-131	801-131C	1x1x3/4	23/32	27/32	23/32	1-27/32	1-27/32	1-27/32	3-11/16	1-11/16	1-3/8	.23	.24
801-157	---	1-1/4x1x3/4	11/16	1-1/16	5/8	1-15/16	2-1/16	1-7/8	3-13/16	2-1/8	1-7/16	.30	---
801-158	801-158C	1-1/4x1x1	13/32	15/16	13/32	2-1/8	1-31/32	1-15/16	4	2-1/16	1-11/16	.33	.34
801-159	801-159C	1-1/4x1x1-1/4	15/16	1-1/32	7/8	2-3/16	2-5/32	2-1/8	4-5/16	2-1/16	2-1/16	.39	.41
801-166 ¹	801-166C ¹	1-1/4x1-1/4x1/2	7/8	1-13/32	7/8	2-3/8	2-3/8	2-1/8	4-1/4	2-1/8	1-3/4	.42	.43

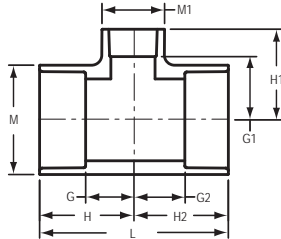
1: Outlet sized with bushing



PVC & CPVC SCHEDULE 80 FITTINGS, UNIONS, TANK ADAPTERS, EXPANSION JOINTS & SADDLES

REDUCING TEE (continued)

Soc x Soc x Soc



Part Number		Size	G	G1	G2	H	H1	H2	L	M	M1	Approx. Wt. (Lbs.)	
PVC	CPVC											PVC	CPVC
801-167 ¹	801-167C ¹	1-1/4x1-1/4x3/4	11/16	1	11/16	1-15/16	2	1-15/16	3-7/8	2-3/32	1-13/32	.28	.30
801-168	801-168C	1-1/4x1-1/4x1	7/8	25/32	7/8	2-1/8	1-29/32	2-1/8	4-1/4	2-1/8	1-3/4	.36	.37
801-202	801-202C	1-1/2x1-1/4x1	7/8	1-7/32	7/8	2-1/4	2-11/32	2-1/4	4-1/2	2-7/16	1-13/16	.40	.42
801-209	801-209C	1-1/2x1-1/2x1/2	9/16	1-1/4	9/16	2	2-1/8	2	3-15/16	2-5/16	1-1/8	.32	.36
801-209F	---	1-1/2x1-1/2x1/2	11/16	1-7/16	11/16	2-1/16	2-5/16	2-1/16	4-1/8	2-5/16	1-3/8	.40	---
801-210	801-210C	1-1/2x1-1/2x3/4	11/16	1-1/32	11/16	2-1/16	2-1/32	2-1/16	4-1/8	2-5/16	1-3/8	.36	.38
801-211	801-211C	1-1/2x1-1/2x1	27/32	1-3/16	27/32	2-1/4	2-5/16	2-1/4	4-1/2	2-11/32	1-23/32	.46	.49
801-212	801-212C	1-1/2x1-1/2x1-1/4	1-3/16	1-3/16	1-3/16	2-9/16	2-7/16	2-9/16	5-1/8	2-3/8	2-1/8	.54	.57
801-247	801-247C	2x2x1/2	9/16	1-13/32	9/16	2-3/32	2-9/32	2-3/32	4-3/16	2-7/8	1-5/32	.43	.45
801-248	801-248C	2x2x3/4	11/16	1-7/16	11/16	2-3/16	2-7/16	2-3/16	4-3/8	2-7/8	1-3/8	.52	.52
801-249	801-249C	2x2x1	27/32	1-7/16	27/32	2-11/32	2-15/16	2-11/32	4-23/32	2-7/8	1-3/4	.58	.57
801-251	801-251C	2x2x1-1/2	1-5/32	1-13/32	1-5/32	2-11/16	2-13/16	2-11/16	5-3/8	2-15/16	2-15/32	.78	.84
801-287	801-287C	2-1/2x2-1/2x1/2	19/32	1-23/32	29/32	2-11/32	2-13/32	2-11/32	4-11/16	3-7/16	1-1/8	.75	.78
801-288	801-288C	2-1/2x2-1/2x3/4	7/8	1-3/4	7/8	2-7/16	2-7/8	2-7/16	4-7/8	3-1/2	1-3/8	.81	.83
801-289	801-289C	2-1/2x2-1/2x1	13/16	1-13/16	13/16	2-5/8	2-15/16	2-5/8	5-1/4	3-1/2	1-3/4	.98	1.04
801-290	801-290C	2-1/2x2-1/2x1-1/4	1-3/32	1-3/4	1-3/32	2-27/32	3	2-27/32	5-5/8	3-9/16	2-5/32	1.11	1.12
801-291	801-291C	2-1/2x2-1/2x1-1/2	1-3/16	1-3/4	1-3/16	2-31/32	3-1/8	2-31/32	5-15/16	3-7/8	2-13/32	1.21	1.24
801-292	801-292C	2-1/2x2-1/2x2	1-13/32	1-23/32	1-13/32	3-5/32	3-7/32	3-5/32	6-5/16	3-7/16	2-7/8	1.27	1.35
801-333 ¹	801-333C ¹	3x3x1/2	1-7/16	2-7/8	1-7/16	3-5/16	3-3/4	3-5/16	6-5/8	4-3/16	2-7/8	1.94	2.07
801-334 ¹	801-334C ¹	3x3x3/4	1-7/16	2-11/16	1-7/16	3-5/16	3-11/16	3-5/16	6-5/8	4-3/16	2-7/8	1.92	2.05
801-335	801-335C	3x3x1	7/8	1-31/32	7/8	2-3/4	3-3/32	2-3/4	5-1/2	4-3/16	1-23/32	1.20	1.27
801-336 ¹	801-336C ¹	3x3x1-1/4	1-5/8	1-15/16	1-5/8	3-5/16	3-5/8	3-5/16	6-5/8	4-3/16	2-7/8	1.89	1.97
801-337	801-337C	3x3x1-1/2	1-3/16	2-1/16	1-3/16	3-1/16	3-15/32	3-1/16	6-3/32	4-5/32	2-3/8	1.39	1.45
801-338	801-338C	3x3x2	1-1/2	1-27/32	1-1/2	3-13/32	3-3/8	3-13/32	6-3/4	4-3/16	2-31/32	1.78	1.69
801-339	801-339C	3x3x2-1/2	1-23/32	2-1/16	1-23/32	3-19/32	3-13/16	3-19/32	7-3/16	4-1/8	3-15/32	1.96	2.13
---	801-415C	4x4x1/2	1-7/16	3-1/2	1-7/16	3-11/16	4-3/8	3-11/16	7-3/8	5-1/4	2-7/8	---	2.88
801-417 ¹	801-417C ¹	4x4x1	1-15/32	3-9/32	1-15/32	3-11/16	4-3/8	3-11/16	7-3/8	5-7/32	2-7/8	2.55	2.87
801-419	801-419C	4x4x1-1/2	1-3/16	3-1/4	1-3/16	3-7/16	4-5/32	3-7/16	6-3/4	5-5/16	2-3/8	2.03	2.13
801-420	801-420C	4x4x2	1-13/32	2-7/16	1-13/32	3-11/16	3-15/16	3-11/16	7-3/8	5-1/4	2-7/8	2.32	2.42
801-421 ¹	801-421C ¹	4x4x2-1/2	2-1/16	2-11/16	2-1/16	4-5/16	4-3/4	4-5/16	8-5/8	5-1/4	4-1/8	3.48	3.68
801-422	801-422C	4x4x3	2-1/16	2-21/32	2-3/32	4-11/32	4-15/32	4-11/32	8-11/16	5-7/32	4-3/16	3.13	3.22
801-482F	---	5x5x1-1/4	2-5/8	3-3/16	2-5/8	5-5/8	4-7/16	5-5/8	11-1/4	5-3/16	2-1/8	5.99	---
801-484F	---	5x5x1-1/2	3-3/8	4-5/8	3-3/8	6-1/8	6-1/8	6-1/8	12-1/4	6-3/8	2-3/8	9.10	---
801-486F	---	5x5x2	3-5/8	3-3/16	3-5/8	6-5/8	4-11/16	6-5/8	13-1/4	6-5/16	2-15/16	6.87	---

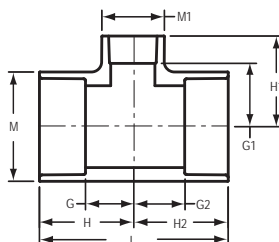
1: Outlet sized with bushing

PVC & CPVC SCHEDULE 80 FITTINGS, UNIONS, TANK ADAPTERS, EXPANSION JOINTS & SADDLES



REDUCING TEE (continued)

Soc x Soc x Soc



Part Number		Size	G	G1	G2	H	H1	H2	L	M	M1	Approx. Wt. (Lbs.)	
PVC	CPVC											PVC	CPVC
801-525	801-525C	6x6x1	7/8	3-3/4	7/8	3-7/8	4-7/8	3-7/8	7-3/4	7-5/8	1-3/4	4.34	4.44
---	801-526C	6x6x1-1/4	2-11/16	5-9/16	2-11/16	5-9/16	6-13/16	5-9/16	11-1/8	7-1/2	5-1/4	---	9.24
801-527 ¹	801-527C ¹	6x6x1-1/2	2-1/16	4-5/8	2-1/16	5-1/16	6	5-1/16	10-1/8	7-9/16	4-1/8	6.97	7.16
801-528 ¹	---	6x6x2	2-1/16	4-5/8	2-1/16	5-1/16	6-1/8	5-1/16	10-5/32	7-9/16	4-7/32	7.00	---
---	801-528C ¹	6x6x2	2-19/32	4-7/8	2-19/32	5-19/32	6-3/8	5-19/32	11-3/16	7-1/2	5-1/4	---	9.43
801-529 ¹	801-529C ¹	6x6x2-1/2	2-1/16	3-13/16	2-1/16	5-1/16	5-7/8	5-1/16	10-1/8	7-9/16	4-1/4	6.80	8.99
801-530	---	6x6x3	2-1/16	3-3/4	2-1/16	5-1/16	5-5/8	5-1/16	10-5/32	7-9/16	4-7/32	6.37	---
---	801-530C ¹	6x6x3	2-5/8	4-3/4	2-5/8	5-5/8	6-1/2	5-5/8	11-1/4	7-9/16	5-1/4	---	9.16
801-530F	801-530CF	6x6x3	4-3/4	5-5/8	4-3/4	8	7-7/8	8	16	7-1/2	4-1/8	12.33	11.74
801-532	801-532C	6x6x4	2-19/32	3-3/4	2-19/32	5-19/32	5-15/16	5-19/32	11-3/16	7-1/2	5-1/4	7.43	8.30
801-533F	---	6x6x5	5-3/4	7	5-3/4	9	10	9	18	7-1/2	6-5/16	10.35	---
801-575 ¹	801-575C ¹	8x8x1	3-25/32	7-25/32	3-25/32	7-25/32	8-13/16	7-25/32	15-9/16	9-5/8	7-1/2	17.85	18.76
801-578 ¹	801-578C ¹	8x8x2	3-13/16	6-5/8	3-13/16	7-13/16	8-1/8	7-13/16	15-5/8	9-11/16	7-9/16	17.56	18.19
801-579F	801-579CF	8x8x2-1/2	3-1/2	4-3/4	3-1/2	7-3/4	6-1/2	7-3/4	15-1/2	9-5/8	3-9/16	17.97	16.63
801-580 ¹	801-580C ¹	8x8x3	3-23/32	6-1/2	3-23/32	7-3/4	8-3/8	7-3/4	15-1/2	9-11/16	7-1/2	17.03	18.44
801-580F	801-580CF	8x8x3	3-1/2	4-7/8	3-1/2	7-3/4	6-3/4	7-3/4	15-1/2	9-5/8	4-1/4	17.42	20.04
801-582 ¹	801-582C ¹	8x8x4	4-3/4	6-9/16	4-3/4	7-13/16	8-13/16	7-13/16	15-5/8	9-11/16	7-9/16	17.42	18.60
801-585	801-585C	8x8x6	3-3/8	5-1/32	3-3/8	7-15/16	8-1/32	7-15/16	15-27/32	9-23/32	7-9/16	15.46	16.17
801-621F	801-621CF	10x10x2	3-5/8	5-13/16	3-5/8	8-7/8	7-5/16	8-7/8	17-3/4	11-15/16	2-15/16	19.19	27.33
801-622F	801-622CF	10x10x2-1/2	3-3/4	5-3/4	3-3/4	9	7-3/4	9	18	11-15/16	3-1/2	20.44	22.50
801-623 ¹	801-623C ¹	10x10x3	3-7/8	9	3-7/8	9-3/8	9-1/2	9-3/8	18-3/4	12	7-1/2	26.41	28.69
801-623F	801-623CF	10x10x3	4-1/4	5-7/8	4-1/4	9-1/2	7-3/4	9-1/2	19	11-15/16	4-1/4	20.67	24.27
801-624	801-624C	10x10x4	3-7/8	7-3/16	3-7/8	9-3/8	9-1/2	9-3/8	18-3/4	12-1/16	7-9/16	26.36	28.54
801-626	801-626C	10x10x6	3-7/8	5-27/32	3-7/8	9-3/8	8-27/32	9-3/8	18-3/4	12-1/16	7-9/16	23.50	25.50
801-626F	801-626CF	10x10x6	7-1/4	9	7-1/4	12-1/2	12-1/4	12-1/2	25	11-15/16	7-1/2	34.74	38.15
801-628 ¹	801-628C ¹	10x10x8	5-15/16	7-3/4	5-15/16	11-7/16	11-3/4	11-7/16	22-7/8	12-1/16	12-1/16	43.06	48.52
801-661F	801-661CF	12x12x2	3-5/8	6-3/4	3-5/8	9-7/8	8-1/4	9-7/8	19-3/4	14-1/8	2-15/16	29.04	32.33
801-662F	---	12x12x2-1/2	6-1/8	8-5/8	6-1/8	12-3/8	10-5/8	12-3/8	24-3/4	14-1/8	3-1/2	37.84	---
801-663F	801-663CF	12x12x3	4-5/16	7	4-7/32	10-9/16	8-15/16	10-19/32	21-3/16	14-1/4	4-1/4	32.26	34.63
801-664	801-664C	12x12x4	4-11/32	10-1/8	4-11/32	10-15/16	12-3/8	10-15/16	21-7/8	14-1/4	9-23/32	32.86	38.17
801-664F	801-664CF	12x12x4	5-3/8	6-3/4	5-3/8	11-5/8	9	11-5/8	23-1/4	14-1/8	5-1/4	32.86	38.17
801-665F	---	12x12x5	7-1/8	10-1/4	7-1/8	13-3/8	13-1/4	13-3/8	26-3/4	14-1/4	6-3/8	51.48	---
801-666F	801-666CF	12x12x6	7-1/2	9-3/4	7-1/2	13-3/4	13	13-3/4	27-1/2	14-1/8	7-1/2	45.37	55.70
801-668	801-668C	12x12x8	4-27/32	7-1/2	4-27/32	11-13/32	11-1/8	11-13/32	22-13/16	14-1/4	9-3/4	40.00	42.00
801-668F	801-668CF	12x12x8	8-3/4	11	8-3/4	15	15-1/4	15	30	14-1/4	9-5/8	57.91	66.12
801-670F	801-670CF	12x12x10	9-5/8	10-1/2	9-5/8	15-7/8	15-3/4	15-7/8	31-3/4	14-1/8	11-15/16	67.18	70.97
801-691F	801-691CF	14x14x2	5-9/16	7-3/8	5-9/16	12-9/16	8-7/8	12-9/16	25-1/8	15-1/2	2-15/16	38.66	44.73
801-692F	801-692CF	14x14x2-1/2	5-13/16	7-3/8	5-13/16	12-13/16	9-3/8	12-13/16	25-5/8	15-1/2	3-1/2	55.15	45.01

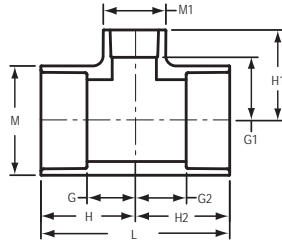
¹: Outlet sized with bushing



PVC & CPVC SCHEDULE 80 FITTINGS, UNIONS, TANK ADAPTERS, EXPANSION JOINTS & SADDLES

REDUCING TEE (continued)

Soc x Soc x Soc



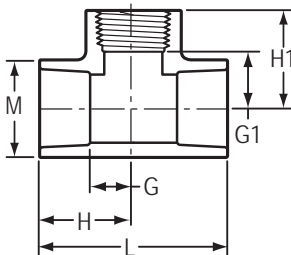
Part Number		Size	G	G1	G2	H	H1	H2	L	M	M1	Approx. Wt. (Lbs.)	
PVC	CPVC											PVC	CPVC
801-693F	801-693CF	14x14x3	6-1/8	7-1/2	6-1/8	13-1/8	9-3/8	13-1/8	26-1/4	15-1/2	4-1/4	40.35	56.80
801-694F	801-694CF	14x14x4	6-5/8	7-1/2	6-5/8	13-5/8	9-3/4	13-5/8	27-1/4	15-1/2	5-5/16	41.85	50.00
801-696F	801-696CF	14x14x6	8-1/4	10-3/8	8-1/4	15-1/4	13-5/8	15-1/4	30-1/2	15-1/2	7-1/2	63.15	63.15
801-698F	801-698CF	14x14x8	9-1/4	11-1/4	9-1/4	16-1/4	15-1/2	16-1/4	32-1/2	15-1/2	9-5/8	68.17	68.17
801-700F	801-700CF	14x14x10	10-1/8	11-1/2	10-1/8	17-1/8	16-3/4	17-1/8	34-1/4	15-1/2	11-15/16	79.05	89.80
801-702F	801-702CF	14x14x12	11	11-1/4	11	18	17-1/2	18	36	15-1/2	14-1/8	93.81	93.81
801-751F	801-751CF	16x16x2	5-15/16	8-7/16	5-15/16	13-15/16	9-15/16	13-15/16	29-1/4	17-3/4	2-7/8	55.37	71.71
801-753F	801-753CF	16x16x3	6-1/2	8-1/2	6-1/2	14-1/2	10-3/8	14-1/2	29	17-11/16	4-1/4	56.70	67.39
801-754F	801-754CF	16x16x4	7	8-1/2	7	15	10-3/4	15	30	17-3/4	5-3/16	60.66	70.21
801-756F	801-756CF	16x16x6	8-5/8	11-1/2	8-5/8	16-5/8	14-3/4	16-5/8	33-1/4	17-11/16	7-1/2	85.07	90.09
801-758F	---	16x16x8	9-5/8	12-1/4	9-5/8	17-5/8	16-1/2	17-5/8	35-1/4	17-5/8	9-5/8	94.91	---
801-760F	---	16x16x10	10-5/8	12-1/8	10-5/8	18-5/8	17-3/8	18-5/8	37-1/4	17-3/4	12	103.85	---
801-762F	801-762CF	16x16x12	11-5/8	12-1/4	11-5/8	19-5/8	18-1/2	19-5/8	39-1/4	17-5/8	14-1/8	116.70	116.70
801-764F	801-764CF	16x16x14	12-3/4	13-1/4	12-3/4	20-3/4	20-1/4	20-3/4	41-1/2	17-5/8	15-1/2	129.51	129.51
801-784F	801-784CF	18x18x4	6-7/8	9-3/8	6-7/8	15-7/8	11-5/8	15-7/8	31-3/4	19-7/8	5-1/4	91.52	99.22
801-786F	801-786CF	18x18x6	8-1/2	12-1/2	8-1/2	17-1/2	15-3/4	17-1/2	35	19-7/8	7-1/2	115.09	117.69
801-788F	---	18x18x8	9-1/2	13-1/4	9-1/2	18-1/2	17-1/2	18-1/2	37	19-7/8	9-5/8	118.85	---
801-790F	801-790CF	18x18x10	10-1/2	13-1/4	10-1/2	19-1/2	18-1/2	19-1/2	39	19-7/8	11-15/16	128.48	138.59
801-792F	801-792CF	18x18x12	11-1/2	13	11-1/2	20-1/2	19-1/4	20-1/2	41	19-7/8	14-1/8	151.17	150.34
801-794F	---	18x18x14	11-1/2	13-7/16	11-1/2	20-1/2	20-7/16	20-1/2	41	19-7/8	15-1/2	151.23	---
801-796F	801-796CF	18x18x16	13-1/2	13-3/4	13-1/2	22-1/2	21-3/4	22-1/2	45	19-7/8	17-11/16	140.86	172.46
801-814F	801-814CF	20x20x4	7-1/2	10-3/8	7-1/2	17-1/2	12-5/8	17-1/2	35	22	5-1/4	114.37	116.55
801-816F	---	20x20x6	8-7/8	13-1/2	8-7/8	18-7/8	16-3/4	18-7/8	37-3/4	22-1/8	7-1/2	130.08	---
801-818F	---	20x20x8	9-7/8	14-1/4	9-7/8	19-7/8	18-1/2	19-7/8	39-3/4	22-1/8	9-5/8	137.63	---
801-820F	---	20x20x10	10-7/8	14-1/8	10-7/8	20-7/8	19-3/8	20-7/8	41-3/4	22-1/8	12	123.96	---
801-822F	---	20x20x12	11-7/8	14-3/8	11-7/8	21-7/8	20-5/8	21-7/8	43-3/4	22-1/8	14-1/4	164.33	---
801-824F	801-824CF	20x20x14	12-7/8	15-1/4	12-7/8	22-7/8	22-1/4	22-7/8	45-3/4	22-1/16	15-1/2	176.28	190.95
801-826F	---	20x20x16	13-7/8	15-5/8	13-7/8	23-7/8	23-5/8	23-7/8	47-3/4	22-1/8	17-3/4	191.64	---
801-828F	801-828CF	20x20x18	15	16-1/8	15	25	25-1/8	25	50	22-1/16	19-7/8	215.72	226.80
801-904F	801-904CF	24x24x4	7-3/8	12-3/8	7-3/8	19-3/8	14-5/8	19-3/8	38-3/4	26-7/16	5-1/4	191.09	195.97
801-906F	---	24x24x6	9-1/4	15-1/8	9-1/4	21-1/4	18-3/8	21-1/4	42-1/2	26-1/2	7-1/2	207.79	---
801-908F	---	24x24x8	10-1/4	16-1/8	10-1/4	22-1/4	20-3/8	22-1/4	44-1/2	26-7/16	9-5/8	215.05	---
801-910F	---	24x24x10	11-1/4	15-7/8	11-1/4	23-1/4	21-1/8	23-1/4	46-1/2	26-1/2	12	248.46	---
801-912F	---	24x24x12	12-1/4	16-3/8	12-1/4	24-1/4	22-5/8	24-1/4	48-1/2	26-1/2	14-1/8	290.75	---
801-918F	801-918CF	24x24x18	15-1/4	17-3/4	15-1/4	27-1/4	26-3/4	27-1/4	54-1/2	26-7/16	19-7/8	303.81	246.78
801-920F	---	24x24x20	16-1/4	18-7/8	16-1/4	28-1/4	28-7/8	28-1/4	56-1/2	26-7/16	22-1/16	341.61	---

PVC & CPVC SCHEDULE 80 FITTINGS, UNIONS, TANK ADAPTERS, EXPANSION JOINTS & SADDLES



TEE

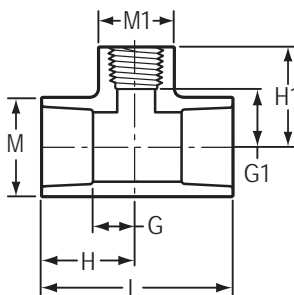
Soc x Soc x Fipt



Part Number		Size	G	G1	H	H1	L	M	Approx. Wt. (Lbs.)	
PVC	CPVC								PVC	CPVC
802-002	802-002C	1/4	5/16	3/8	5/16	15/16	1-29/32	27/32	.05	.05
802-005	802-005C	1/2	19/32	21/32	1-15/32	1-11/32	2-15/16	1-3/16	.14	.15
802-007	802-007C	3/4	19/32	11/16	1-19/32	1-13/32	3-3/16	1-1/2	.14	.15
802-010	802-010C	1	23/32	1-1/16	1-27/32	2-1/16	3-11/16	1-13/32	.33	.32
802-012	802-012C	1-1/4	13/16	1-1/32	2-3/32	1-31/32	4-5/32	2-3/32	.34	.36
802-015	802-015C	1-1/2	15/16	1-7/32	2-11/32	2-5/32	4-11/16	2-11/32	.48	.51
802-020	802-020C	2	1-5/16	1-7/16	2-13/16	2-13/32	5-5/8	2-13/16	.69	.74
802-030	802-030C	3	1-27/32	2-3/32	3-3/4	3-1/2	7-15/32	4-9/32	2.28	2.38
802-040	802-040C	4	2-11/32	2-5/8	4-5/8	4-1/8	9-7/32	5-1/4	3.32	3.44

REDUCING TEE

Soc x Soc x Fipt



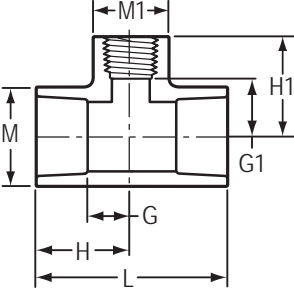
Part Number		Size	G	G1	H	H1	L	M	M1	Approx. Wt. (Lbs.)	
PVC	CPVC									PVC	CPVC
802-101	802-101C	3/4x3/4x1/2	19/32	25/32	1-19/32	1-7/16	3-7/32	1-13/32	1-3/16	.14	.15
802-130 ¹	802-130C ¹	1x1x1/2	11/16	1-1/2	1-27/32	2-1/8	3-11/16	1-3/4	1-7/16	.26	.27
802-131 ¹	802-131C ¹	1x1x3/4	7/8	1-7/16	2	2-5/16	4	1-3/4	1-3/4	.31	.35
802-166	802-166C	1-1/4x1-1/4x1/2	7/16	1-1/8	1-11/16	1-27/32	3-3/8	2-3/32	1-3/16	.25	.27
802-168 ¹	802-168C ¹	1-1/4x1-1/4x3/4	7/8	1-9/16	2-5/32	2-7/16	4-9/32	2-1/8	2-1/8	.48	.52
802-209 ¹	802-209C ¹	1-1/2x1-1/2x1/2	11/16	1-1/2	2-1/16	2-9/32	4-5/32	2-5/16	1-3/8	.39	.42
802-210 ¹	802-210C ¹	1-1/2x1-1/2x3/4	7/8	1-27/32	2-1/4	2-19/32	4-1/2	2-3/8	1-11/16	.51	.54
802-211	802-211C	1-1/2x1-1/2x1	13/16	1-7/32	2-7/32	2-3/32	4-15/32	2-3/8	1-11/16	.41	.42
802-247 ¹	802-247C ¹	2x2x1/2	23/32	1-15/16	2-7/32	2-11/16	4-13/32	2-7/8	1-3/8	.52	.55

¹ Outlet sized with bushing



PVC & CPVC SCHEDULE 80 FITTINGS, UNIONS, TANK ADAPTERS, EXPANSION JOINTS & SADDLES

REDUCING TEE (continued) Soc x Soc x Fipt



Part Number		Size	G	G1	H	H1	L	M	M1	Approx. Wt. (Lbs.)	
PVC	CPVC									PVC	CPVC
802-248 ¹	802-248C ¹	2x2x3/4	7/8	2-1/8	2-3/8	2-15/16	4-3/4	2-7/8	1-3/4	.61	.65
802-249 ¹	802-249C ¹	2x2x1	1-3/16	2-3/16	2-11/16	3-7/32	5-3/8	2-7/8	2-3/8	.94	1.28
802-251 ¹	802-251C ¹	2x2x1-1/2	1-7/16	2-5/16	2-15/16	3-11/32	5-7/8	2-7/8	2-7/8	1.20	1.21
802-287	802-287C	2-1/2x2-1/2x1/2	9/16	1-25/32	2-5/16	2-15/32	4-19/32	3-1/2	1-3/16	.75	.78
802-289 ¹	802-289C ¹	2-1/2x2-1/2x1	1-3/32	2-11/32	2-27/32	3-1/4	5-11/16	3-1/2	2-1/8	1.19	1.21
802-290 ¹	802-290C ¹	2-1/2x2-1/2x1-1/4	1-3/16	2-15/32	2-31/32	3-15/32	5-15/16	3-1/2	2-3/8	1.30	1.34
802-291 ¹	802-291C ¹	2-1/2x2-1/2x1-1/2	1-7/16	2-1/2	3-3/16	3-1/2	6-3/8	3-1/2	2-7/8	1.51	1.55
802-292 ¹	802-292C ¹	2-1/2x2-1/2x2	1-3/4	3-15/16	3-1/2	2-7/8	7	3-15/32	3-15/32	1.86	2.15
802-333 ¹	802-333C ¹	3x3x1/2	7/8	2-11/16	2-3/4	3-7/16	5-1/2	4-1/8	1-23/32	1.27	1.30
802-334 ¹	802-334C ¹	3x3x3/4	7/8	2-19/32	2-3/4	3-11/32	5-1/2	4-3/16	1-3/4	1.26	1.33
802-335 ¹	802-335C ¹	3x3x1	1-3/16	2-31/32	3-1/16	3-7/8	6-1/8	4-1/8	2-11/32	1.53	1.61
802-337 ¹	802-337C ¹	3x3x1-1/2	1-7/16	2-23/32	3-5/16	3-23/32	6-5/8	4-1/4	2-29/32	1.84	1.98
802-338 ¹	802-338C ¹	3x3x2	2-3/32	3-11/32	3-31/32	4-3/8	7-15/16	4-5/32	4-5/32	3.03	3.51
802-339 ¹	802-339C ¹	3x3x2-1/2	2-3/32	2-3/4	3-31/32	4-5/16	7-15/16	4-1/8	4-1/8	2.90	3.34
802-416 ¹	802-416C ¹	4x4x3/4	1-15/32	3-27/32	3-23/32	4-17/32	7-7/16	5-1/4	2-7/8	2.72	2.86
802-417 ¹	802-417C ¹	4x4x1	1-7/16	3-17/32	3-23/32	4-13/32	7-13/32	5-1/4	2-7/8	2.73	2.87
802-419 ¹	802-419C ¹	4x4x1-1/2	3-11/16	3-1/2	3-11/16	3-31/32	7-3/8	5-1/4	2-7/8	2.63	2.80
802-420 ¹	802-420C ¹	4x4x2	2-1/8	3-9/16	4-11/32	4-19/32	8-23/32	5-1/4	4-3/16	3.77	4.70
802-422 ¹	802-422C ¹	4x4x3	2-5/8	3-5/8	4-7/8	5-1/4	9-3/4	5-1/4	5-1/4	5.13	5.30
802-528F	---	6x6x2	3-3/4	5-1/4	7	6-7/16	14	7-1/2	3-1/16	11.01	---
802-530 ¹	802-530C ¹	6x6x3	2-11/16	4-3/4	5-9/16	6-3/8	11-1/8	7-1/2	5-1/4	13.79	8.33
802-532F	---	6x6x4	5-1/4	5-1/8	8-1/2	6-7/8	17	7-1/2	5-1/16	13.77	---
802-578F	---	8x8x2	5-3/4	4-13/16	9	6-9/16	18	9-5/8	2-7/8	15.46	---
802-580F	---	8x8x3	5-1/4	6-1/16	9-1/2	7-11/16	19	9-5/8	4	18.24	---
802-621F	---	10x10x2	3-7/8	8-5/16	9-3/8	9-3/8	18-3/4	12	7-1/2	26.78	---
802-623F	---	10x10x3	5-3/4	7-9/16	11	8-11/16	22	11-15/16	4	31.67	---
802-624F	---	10x10x4	6-1/4	7-1/16	11-1/2	8-13/16	23	11-15/16	5-1/16	32.18	---
802-661F	---	12x12x2	5-1/4	5-5/16	11-1/2	8-7/16	23	14-1/8	2-7/8	37.80	---
802-663F	---	12x12x3	6-1/4	7-7/8	12-1/2	9-7/16	25	14-1/8	4	36.19	---
802-664F	---	12x12x4	6-19/32	7-3/4	12-27/32	9-1/2	25-11/16	14-1/4	5-1/16	47.80	---

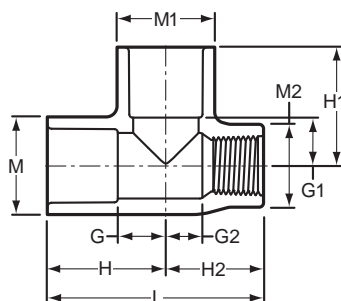
¹ Outlet sized with bushing

PVC & CPVC SCHEDULE 80 FITTINGS, UNIONS, TANK ADAPTERS, EXPANSION JOINTS & SADDLES



REDUCING TEE

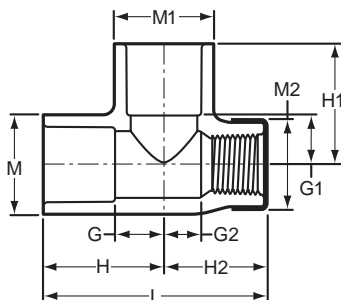
Soc x Fipt x Soc



Part Number		Size	G	G1	G2	H	H1	H2	L	M	M1	M2	Approx. Wt. (Lbs.)	
PVC	CPVC												PVC	CPVC
803-095	803-095C	3/4x1/2x3/4	11/16	11/16	11/16	1-11/16	1-11/16	1-3/8	3-3/32	1-13/32	1-13/32	1-3/16	.15	.15

SPECIAL REINFORCED REDUCING TEE

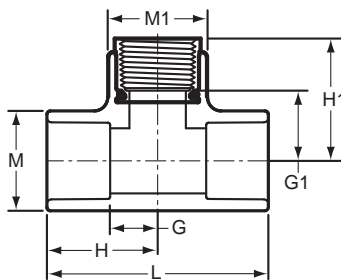
Soc x SR Fipt x Soc



Part Number		Size	G	G1	G2	H	H1	H2	L	M	M1	M2	Approx. Wt. (Lbs.)	
PVC	CPVC												PVC	CPVC
803-095SR	803-095CSR	3/4x1/2x3/4	11/16	11/16	23/32	1-11/16	1-11/16	1-13/32	3-1/8	1-13/32	1-13/32	1-7/32	.15	.16

TEE

Soc x Soc x Metal Fipt



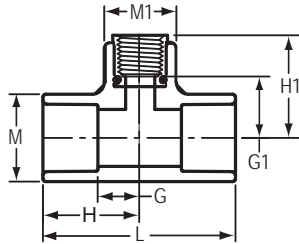
Part Number		Size	G	G1	H	H1	L	M	M1	Approx. Wt. (Lbs.)	
PVC	CPVC									PVC	CPVC
802-005BR	802-005CBR	1/2	7/8	1-5/16	1-7/16	1-7/16	2-5/8	1-5/32	1-7/32	.15	.16
802-007BR	802-007CBR	3/4	17/32	1	1-17/32	1-11/16	3-1/16	1-3/8	1-3/8	.35	.38



PVC & CPVC SCHEDULE 80 FITTINGS, UNIONS, TANK ADAPTERS, EXPANSION JOINTS & SADDLES

REDUCING TEE

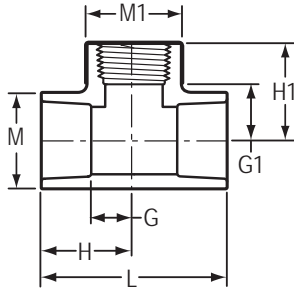
Soc x Soc x Metal Fipt



Part Number		Size	G	G1	H	H1	L	M	M1	Approx. Wt. (Lbs.)	
PVC	CPVC									PVC	CPVC
802-101BR	802-101CBR	3/4x3/4x1/2	7/16	29/32	1-7/16	1-17/32	2-7/8	1-3/8	1-3/16	.17	.26

SPECIAL REINFORCED TEE

Soc x Soc x SR Fipt



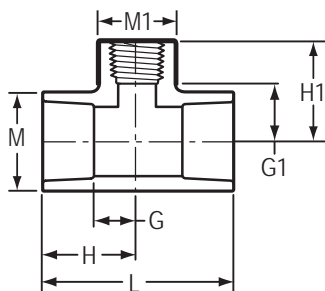
Part Number		Size	G	G1	H	H1	L	M	M1	Approx. Wt. (Lbs.)	
PVC	CPVC									PVC	CPVC
802-005SR	802-005CSR	1/2	5/8	5/8	1-15/32	1-3/8	2-15/16	1-7/32	1-7/32	.13	.13
802-007SR	805-007CSR	3/4	19/32	11/16	1-19/32	1-13/32	3-3/16	1-13/32	1-3/8	.15	.16
802-010SR	802-010CSR	1	11/16	29/32	1-13/16	1-15/16	3-5/8	1-23/32	1-23/32	.25	.28
802-012SR	802-012CSR	1-1/4	13/16	1	2-3/32	1-31/32	4-3/16	2-3/32	2-1/16	.36	.38
802-015SR	802-015CSR	1-1/2	15/16	1-7/32	2-11/32	2-5/32	4-11/16	2-11/32	2-7/16	.51	.53
802-030SR	802-030CSR	3	1-27/32	2-3/32	3-23/32	3-17/32	7-7/16	4-9/32	4-9/32	2.33	2.44
802-040SR	802-040CSR	4	2-11/32	2-21/32	4-5/8	4-5/32	9-7/32	5-1/4	5-1/4	3.40	3.52

PVC & CPVC SCHEDULE 80 FITTINGS, UNIONS, TANK ADAPTERS, EXPANSION JOINTS & SADDLES



SPECIAL REINFORCED REDUCING TEE

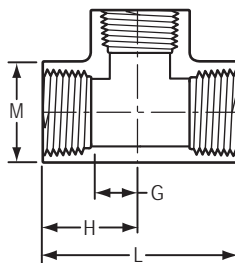
Soc x Soc x SR Fipt



Part Number		Size	G	G1	H	H1	L	M	M1	Approx. Wt. (Lbs.)	
PVC	CPVC									PVC	CPVC
802-072SR	802-072CSR	1/2x1/2x1/4	7/16	11/16	1-5/16	1-7/32	2-5/8	1-5/32	27/32	.09	.09
802-098SR	802-098CSR	3/4x3/4x1/4	7/16	13/16	1-7/16	1-5/16	2-7/8	1-3/8	27/32	.12	.12
802-101SR	802-101CSR	3/4x3/4x1/2	19/32	25/32	1-19/32	1-15/32	3-7/32	1-13/32	1-3/16	.15	.15
802-128SR	802-128CSR	1x1x1/4	7/8	2-5/8	2	2-11/16	4	2-3/32	27/32	.43	.38
802-166SR	802-166CSR	1-1/4x1-1/4x1/2	7/16	1-1/8	1-11/16	1-27/32	3-3/8	2-3/32	1-3/16	.26	.27
802-207SR	802-207CSR	1-1/2x1-1/2x1/4	7/8	3-1/16	2-1/4	3-9/16	2-11/32	2-11/32	27/32	.53	.57
802-211SR	802-211CSR	1-1/2x1-1/2x1	13/16	1-7/32	2-7/32	2-1/8	4-15/32	2-3/8	1-23/32	.42	.44
802-287SR	802-287CSR	2-1/2x2-1/2x1/2	9/16	1-3/4	2-5/16	2-1/2	4-19/32	3-1/2	1-7/32	.75	.79
802-331SR	802-331CSR	3x3x1-1/4	1-13/32	4-1/2	3-5/16	5-1/32	6-9/16	4-3/16	27/32	1.90	3.62
802-413SR	802-413CSR	4x4x1-1/4	1-7/16	5-3/16	3-11/16	5-25/32	7-3/8	5-1/4	27/32	2.63	2.75

TEE

Fipt x Fipt x Fipt



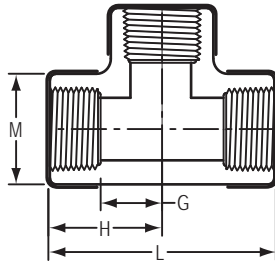
Part Number		Size	G	H	L	M	Approx. Wt. (Lbs.)	
PVC	CPVC						PVC	CPVC
805-002	805-002C	1/4	17/32	1-3/32	2-7/32	27/32	.06	.05
805-003	805-003C	3/8	9/16	1-5/32	2-5/16	15/16	.07	.07
805-005	805-005C	1/2	1/2	1-1/4	2-1/2	1-3/16	.11	.11
805-007	805-007C	3/4	21/32	1-15/32	2-15/16	1-1/2	.19	.20
805-010	805-010C	1	23/32	1-23/32	3-7/16	1-13/16	.34	.36
805-012	805-012C	1-1/4	15/16	1-31/32	3-29/32	2-1/4	.47	.50
805-015	805-015C	1-1/2	1-1/8	2-3/16	4-3/8	2-13/32	.58	.62
805-020	805-020C	2	1-5/8	2-5/8	5-1/4	3	1.08	1.15
805-025	805-025C	2-1/2	1-9/16	3-1/8	6-1/4	3-9/16	1.66	1.77
805-030	805-030C	3	1-29/32	3-17/32	7-1/16	4-5/16	2.59	3.01
805-040	805-040C	4	2-15/32	4-7/32	8-7/16	5-3/8	4.28	4.33



PVC & CPVC SCHEDULE 80 FITTINGS, UNIONS, TANK ADAPTERS, EXPANSION JOINTS & SADDLES

SPECIAL REINFORCED TEE

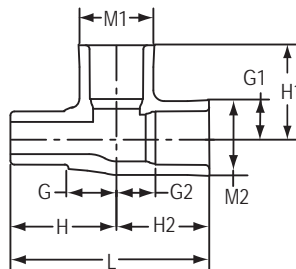
SR Fipt x SR Fipt x SR Fipt



Part Number		Size	G	H	L	M	Approx. Wt. (Lbs.)	
PVC	CPVC						PVC	CPVC
805-002SR	805-002CSR	1/4	17/32	1-1/8	2-1/4	27/32	.08	.07
805-003SR	805-003CSR	3/8	19/32	1-3/16	2-11/32	31/32	.09	.09
805-005SR	805-005CSR	1/2	1/2	1-1/4	2-1/2	1-3/16	.14	.14
805-007SR	805-007CSR	3/4	1/2	1-11/32	2-11/16	1-3/8	.16	.17
805-010SR	805-010CSR	1	7/8	1-25/32	3-9/16	1-11/16	.32	.33
805-015SR	805-015CSR	1-1/2	1-1/4	2-3/16	4-13/32	2-13/32	.66	.70
805-020SR	805-020CSR	2	1-5/8	2-5/8	5-1/4	3	1.17	1.27

STREET TEE

Spig x Soc x Soc



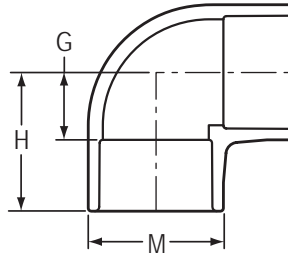
Part Number		Size	G	G1	G2	H	H1	H2	L	M1	M2	Approx. Wt. (Lbs.)	
PVC	CPVC											PVC	CPVC
844-005	844-005C	1/2	23/32	23/32	1/2	1-19/32	1-21/32	1-19/32	3-5/32	1-3/16	1-3/16	.10	.11
844-007	844-007C	3/4	13/16	27/32	7/8	1-13/16	1-7/8	1-13/16	3-5/8	1-13/32	1-13/32	.15	.16
844-010	844-010C	1	1	1-31/32	1-31/32	2-1/8	2	2-1/8	4-7/32	1-3/4	1-3/4	.26	.27
844-012	844-012C	1-1/4	1-1/4	1-5/32	1-1/8	2-7/16	2-5/16	2-7/16	4-7/8	2-3/32	2-3/32	.39	.41
844-015	844-015C	1-1/2	1-13/16	1-1/8	1-1/8	2-7/8	2-9/16	2-9/16	5-11/32	2-11/32	2-11/32	.51	.54
844-020	844-020C	2	1-19/32	1-11/16	1-19/32	3-3/32	3-3/16	3-3/32	6-1/8	2-7/8	2-7/8	.78	.83

PVC & CPVC SCHEDULE 80 FITTINGS, UNIONS, TANK ADAPTERS, EXPANSION JOINTS & SADDLES



90° ELL

Soc x Soc



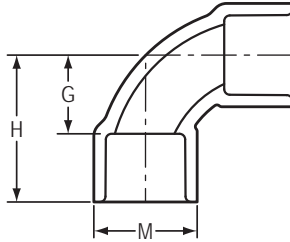
Part Number		Size	G	H	M	Approx. Wt. (Lbs.)	
PVC	CPVC					PVC	CPVC
806-002	806-002C	1/4	11/32	1	13/16	.03	.03
806-003	806-003C	3/8	15/32	1-1/4	31/32	.05	.05
806-005	806-005C	1/2	9/16	1-15/32	1-3/16	.08	.09
806-007	806-007C	3/4	11/16	1-11/16	1-7/16	.12	.13
806-010	806-010C	1	13/16	1-31/32	1-23/32	.19	.20
806-012	806-012C	1-1/4	1-1/32	2-5/16	1-31/32	.33	.35
806-015	806-015C	1-1/2	1-3/32	2-15/32	2-11/32	.39	.40
806-020	806-020C	2	1-7/16	2-15/16	2-7/8	.59	.66
806-025	806-025C	2-1/2	1-7/16	3-11/32	3-7/16	1.09	1.17
806-030	806-030C	3	2-1/16	3-31/32	4-5/32	1.61	1.69
806-040	806-040C	4	2-19/32	4-27/32	5-1/4	2.87	2.99
806-045F	---	4-1/2	7-1/8	9-11/16	5-3/8	4.58	---
806-050	806-050C	5	3	5	6-3/8	4.30	4.73
806-050F	---	5	5-15/16	8-15/16	6-5/16	6.23	---
806-060	---	6	3-23/32	6-3/4	7-19/32	7.38	---
---	806-060C	6	3-3/4	6-3/4	7-19/32	---	7.43
806-080	806-080C	8	4-25/32	8-25/32	9-3/4	13.93	15.83
806-080F	806-080CF	8	8-1/2	12-3/4	9-5/8	17.47	22.53
806-100	806-100C	10	5-25/32	11-11/32	12-1/16	28.19	28.74
806-100F	---	10	10	15-1/4	11-15/16	31.86	---
---	806-100CF	10	12	17-1/4	11-15/16	---	40.28
806-120	806-120C	12	6-7/8	13-7/16	14-5/16	43.94	47.93
806-120F	---	12	10-7/8	17-1/8	14-1/8	60.28	---
---	806-120CF	12	13	19-1/4	14-1/8	---	63.96
806-140F	---	14	13-1/4	20-1/4	15-1/2	82.49	---
---	806-140CF	14	16-1/4	23-1/4	15-1/2	---	86.72
806-160F	---	16	14-3/4	22-3/4	17-3/4	101.71	---
806-180F	---	18	20-1/2	29-1/2	20	167.49	---
806-200F	---	20	22-1/4	32-1/4	22-1/16	256.44	---
806-240F	---	24	27-1/4	39-1/4	26-7/16	403.66	---



PVC & CPVC SCHEDULE 80 FITTINGS, UNIONS, TANK ADAPTERS, EXPANSION JOINTS & SADDLES

90° SWEEP ELL

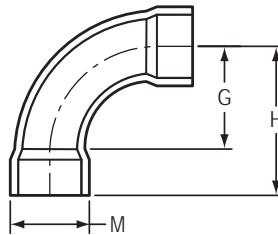
Soc x Soc



Part Number		Size	G	H	M	Approx. Wt. (Lbs.)	
PVC	CPVC					PVC	CPVC
806-005S	806-005SC	1/2	27/32	1-23/32	1-3/16	.07	.08
806-007S	806-007SC	3/4	1-1/32	2-1/16	1-13/32	.12	.12
806-010S	806-010SC	1	1-5/16	2-7/16	1-23/32	.20	.20
806-012S	806-012SC	1-1/4	1-9/16	2-13/16	2-3/32	.29	.31
806-015S	806-015SC	1-1/2	1-3/4	3-1/8	2-11/32	.38	.40
806-020S	806-020SC	2	2-5/16	3-13/16	2-7/8	.64	.68

90° LONG SWEEP ELL

Soc x Soc



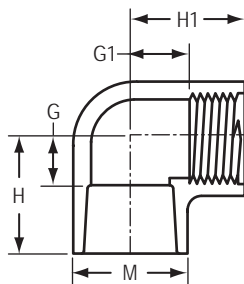
Part Number		Size	G	H	M	Approx. Wt. (Lbs.)	
PVC	CPVC					PVC	CPVC
806-005LSF	806-005LSCF	1/2	2	2-7/8	1-1/8	.13	.13
806-007LSF	806-007LSCF	3/4	2-7/16	3-7/16	1-7/16	.22	.24
806-010LSF	806-010LSCF	1	2-3/4	4	1-3/4	.33	.37
806-012LSF	806-012LSCF	1-1/4	3-5/8	4-7/8	2-1/16	.50	.56
806-015LSF	806-015LSCF	1-1/2	4-1/4	5-1/2	2-5/16	.60	.68
806-020LSF	806-020LSCF	2	4-3/4	6-5/16	2-13/16	.90	1.07
806-025LSF	806-025LSCF	2-1/2	5-3/4	7-3/4	3-7/16	1.65	1.70
806-030LSF	806-030LSCF	3	7	9	4-1/8	2.36	2.69
806-040LSF	806-040LSCF	4	9	11-1/4	5-1/8	4.76	4.85
806-060LSF	---	6	13	16-1/4	7-1/2	12.84	---
---	806-060LSCF	6	13	16-1/4	7-1/2	---	12.84
806-080LSF	806-080LSCF	8	23-1/2	27-3/4	9-5/8	31.58	33.18

PVC & CPVC SCHEDULE 80 FITTINGS, UNIONS, TANK ADAPTERS, EXPANSION JOINTS & SADDLES



90° ELL

Soc x Fipt

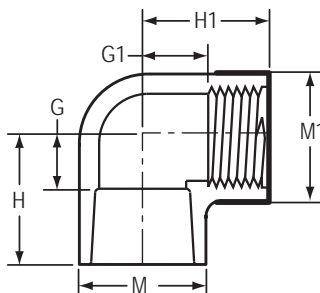


Part Number		Size	G	G1	H	H1	M	Approx. Wt. (Lbs.)	
PVC	CPVC							PVC	CPVC
807-002	807-002C	1/4	11/32	11/32	31/32	31/32	27/32	.03	.03
807-003	807-003C	3/8	1/4	3/8	1-1/32	1-1/32	1-1/32	.05	.05
807-005	807-005C	1/2	15/32	9/16	1-11/32	1-9/32	1-3/16	.08	.11
807-007	807-007C	3/4	5/8	5/8	1-9/16	1-9/16	1-3/8	.09	.11
807-010	807-010C	1	23/32	7/8	1-29/32	1-27/32	1-13/16	.22	.24
807-012	807-012C	1-1/4	31/32	1	2-7/32	1-15/16	2-1/4	.36	.37
807-015	807-015C	1-1/2	31/32	1-5/32	2-3/8	2-1/8	2-11/32	.38	.46
807-020	807-020C	2	1-3/8	1-1/2	2-29/32	2-5/8	3	.80	.84
807-030	807-030C	3	1-13/16	2-7/32	3-11/16	3-9/16	4-9/32	1.96	2.00
807-040	807-040C	4	2-11/32	2-25/32	4-19/32	4-7/32	5-1/4	2.86	2.95
807-060 ¹	---	6	3-3/4	7-1/8	6-3/4	8-7/8	7-9/16	11.48	---

¹ Outlet sized with Female Adapter

SPECIAL REINFORCED 90° ELL

Soc x SR Fipt



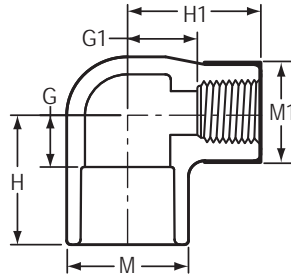
Part Number		Size	G	G1	H	H1	M	M1	Approx. Wt. (Lbs.)	
PVC	CPVC								PVC	CPVC
807-005SR	807-005CSR	1/2	15/32	23/32	1-11/32	1-9/32	1-3/16	1-7/32	.08	.09
807-007SR	807-007CSR	3/4	9/16	21/32	1-9/16	1-13/32	1-3/8	1-3/8	.10	.11
807-010SR	807-010CSR	1	5/8	27/32	1-3/4	1-3/4	1-23/32	1-23/32	.21	.21
807-015SR	807-015CSR	1-1/2	31/32	1-5/32	2-3/8	2-1/8	2-11/32	2-7/16	.41	.44
807-020SR	807-020CSR	2	1-7/32	1-1/2	2-15/32	2-7/16	2-31/32	2-31/32	.98	.91
807-030SR	807-030CSR	3	1-13/16	2-7/32	3-11/16	3-9/16	4-5/16	4-9/32	1.99	2.08
807-040SR	807-040CSR	4	2-9/32	2-25/32	4-9/16	4-7/32	5-1/4	5-1/4	2.94	3.02



PVC & CPVC SCHEDULE 80 FITTINGS, UNIONS, TANK ADAPTERS, EXPANSION JOINTS & SADDLES

SPECIAL REINFORCED REDUCING 90° ELL

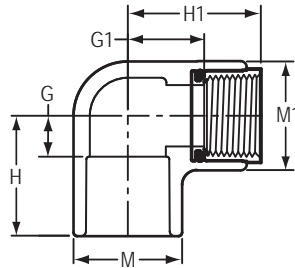
Soc x SR Fipt



Part Number		Size	G	G1	H	H1	M	M1	Approx. Wt. (Lbs.)	
PVC	CPVC								PVC	CPVC
807-101SR	807-101CSR	3/4x1/2	17/32	7/8	1-17/32	1-17/32	1-13/32	1-3/16	.11	.11
807-130SR	807-130CSR	1x1/2	9/16	1	1-23/32	1-5/8	1-23/32	1-3/16	.13	.14

TRANSITION 90° ELL

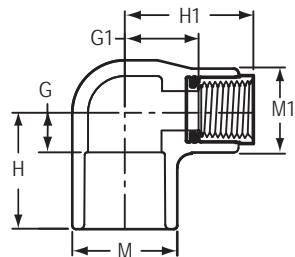
Soc x Metal Fipt



Part Number		Size	G	G1	H	H1	M	M1	Approx. Wt. (Lbs.)	
PVC	CPVC								PVC	CPVC
807-005BR	807-005CBR	1/2	7/16	31/32	1-5/16	1-17/32	1-5/32	1-7/32	.15	.19
807-007BR	807-007CBR	3/4	1/2	1-1/32	1-1/2	1-21/32	1-3/8	1-3/8	.17	.19

TRANSITION REDUCING 90° ELL

Soc x Metal Fipt



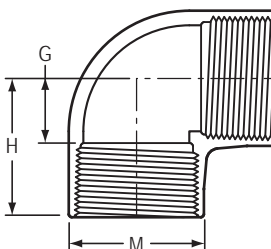
Part Number		Size	G	G1	H	H1	M	M1	Approx. Wt. (Lbs.)	
PVC	CPVC								PVC	CPVC
807-101BR	807-101CBR	3/4x1/2	15/32	1-1/16	1-15/32	1-5/8	1-3/8	1-7/32	.17	.21

PVC & CPVC SCHEDULE 80 FITTINGS, UNIONS, TANK ADAPTERS, EXPANSION JOINTS & SADDLES



90° ELL

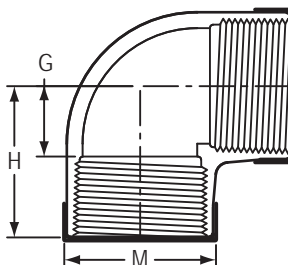
Fipt x Fipt



Part Number		Size	G	H	M	Approx. Wt. (Lbs.)	
PVC	CPVC					PVC	CPVC
808-002	808-002C	1/4	11/32	15/16	27/32	.03	.04
808-003	808-003C	3/8	17/32	1-5/32	15/16	.06	.07
808-005	808-005C	1/2	1/2	1-7/32	1-9/32	.09	.08
808-007	808-007C	3/4	5/8	1-3/8	1-3/8	.11	.12
808-010	808-010C	1	11/16	1-11/16	1-27/32	.22	.24
808-012	808-012C	1-1/4	15/16	1-15/16	2-1/4	.41	.38
808-015	808-015C	1-1/2	1-5/32	2-3/16	2-1/2	.57	.48
808-020	808-020C	2	1-13/32	2-1/2	3	.82	.89
808-025	808-025C	2-1/2	1-5/8	3-3/16	3-9/16	1.20	1.26
808-030	808-030C	3	2	3-9/16	4-5/16	1.85	1.96
808-040	808-040C	4	2-13/32	4-5/32	5-7/16	3.22	3.44

SPECIAL REINFORCED 90° ELL

SR Fipt x SR Fipt



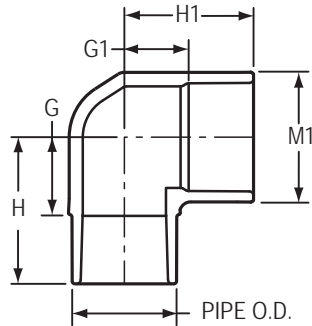
Part Number		Size	G	H	M	Approx. Wt. (Lbs.)	
PVC	CPVC					PVC	CPVC
808-003SR	808-003CSR	3/8	17/32	1-5/32	15/16	.07	.07
808-005SR	808-005CSR	1/2	1/2	1-7/32	1-3/16	.10	.11
808-007SR	808-007CSR	3/4	5/8	1-3/8	1-3/8	.13	.14
808-010SR	808-010CSR	1	25/32	1-11/16	1-23/32	.23	.24
808-012SR	808-012CSR	1-1/4	1	1-31/32	2-1/16	.34	.45
808-015SR	808-015CSR	1-1/2	1-1/32	2-1/8	2-7/16	.50	.52
808-020SR	808-020CSR	2	1-1/2	2-1/2	3	1.00	1.04



PVC & CPVC SCHEDULE 80 FITTINGS, UNIONS, TANK ADAPTERS, EXPANSION JOINTS & SADDLES

90° STREET ELL

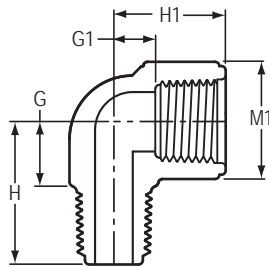
Spig x Soc



Part Number		Size	G	G1	H	H1	M1	Approx. Wt. (Lbs.)	
PVC	CPVC							PVC	CPVC
809-005	809-005C	1/2	13/16	7/16	1-21/32	1-7/16	1-5/32	.07	.08
809-007	809-007C	3/4	29/32	11/16	1-27/32	1-11/16	1-3/8	.11	.12
809-010	809-010C	1	7/8	1-11/32	2-1/16	2-1/4	1-23/32	.19	.20
809-012	809-012C	1-1/4	1-9/32	13/16	2-19/32	2-1/4	2-3/32	.29	.31
809-015	809-015C	1-1/2	1-7/16	1-3/16	2-13/16	2-9/16	2-3/8	.40	.43
809-020	809-020C	2	1-3/4	1-7/16	3-1/4	2-31/32	2-7/8	.60	.64
809-030	809-030C	3	2-3/8	1-13/16	4-1/4	3-11/16	4-3/16	1.65	1.70
809-040	809-040C	4	3-1/32	2-1/4	5-9/32	4-17/32	5-1/4	2.82	2.92
809-060	---	6	5-1/4	3-7/8	8-1/2	6-7/8	7-9/16	12.00	---
---	809-060C	6	4-7/8	3-3/8	8-1/8	6-3/8	7-5/8	---	10.01
809-080	809-080C	8	6-7/8	5	11-1/8	8-7/8	9-11/16	13.74	23.19
809-100	809-100C	10	8-5/8	5-13/16	14-5/16	11-3/8	12-1/16	37.73	41.05
809-120	809-120C	12	10-1/8	6-7/8	16-7/8	13-3/8	14-1/8	61.75	67.93

90° STREET ELL

Mipt x Fipt



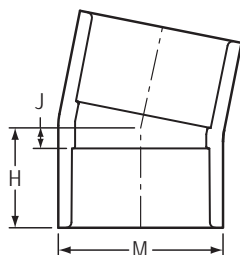
Part Number		Size	G	G1	H	H1	M1	Approx. Wt. (Lbs.)	
PVC	CPVC							PVC	CPVC
812-002	812-002C	1/4	17/32	5/16	1-1/32	29/32	13/16	.02	.03

PVC & CPVC SCHEDULE 80 FITTINGS, UNIONS, TANK ADAPTERS, EXPANSION JOINTS & SADDLES



11-1/4° ELL

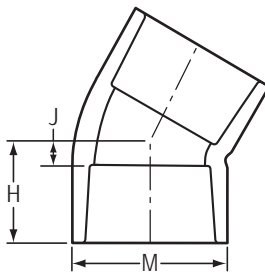
Soc x Soc



Part Number		Size	H	J	M	Approx. Wt. (Lbs.)	
PVC	CPVC					PVC	CPVC
811-015	811-015C	1-1/2	1-19/32	7/32	2-3/8	.24	.25
811-020	811-020C	2	1-23/32	7/32	2-27/32	.33	.35
811-025F	---	2-1/2	2-3/4	3/4	3-3/8	.81	---
811-030	811-030C	3	1-7/8	5/16	4-1/8	.88	.92
811-040	811-040C	4	2-21/32	13/32	5-1/4	1.53	1.58
811-045F	---	4-1/2	3-7/8	1-3/8	5-5/8	1.94	---
811-050F	---	5	4	1-1/4	6-5/16	2.88	---
811-060F	811-060CF	6	4-1/2	1-1/4	7-1/2	4.43	5.38
811-080F	811-080CF	8	5-27/32	1-23/32	9-5/8	8.73	10.52
811-100F	811-100CF	10	7-3/8	2-1/8	12	15.93	19.02
811-120F	811-120CF	12	7-1/2	1-1/4	14-1/8	24.66	29.25
811-140F	811-140CF	14	9	2	15-1/2	33.00	41.37
811-160F	---	16	10-3/8	2-3/8	17-3/4	48.74	---
811-180F	---	18	12	3	19-7/8	69.12	---
811-200F	---	20	13-5/16	3-5/16	22-1/16	119.89	---
811-240F	---	24	15	4	26-1/2	152.00	---

30° ELL

Soc x Soc



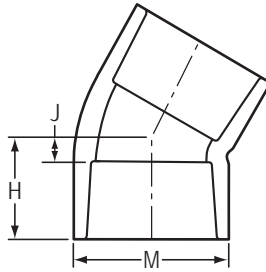
Part Number		Size	H	J	M	Approx. Wt. (Lbs.)	
PVC	CPVC					PVC	CPVC
815-020F	815-020CF	2	2-1/2	29/32	2-27/32	.46	.54
815-025F	---	2-1/2	3-3/8	1-3/8	3-1/2	.81	---
815-030F	815-030CF	3	3-1/8	7/8	4-1/8	1.21	1.44
815-040F	815-040CF	4	3-1/2	1-1/4	5-3/16	2.14	2.27
815-045F	---	4-1/2	4-3/8	1-7/8	5-3/8	2.18	---
815-050F	---	5	4-1/2	1-3/4	6-5/16	3.10	---
815-060	815-060C	6	4-13/16	1-7/8	7-9/16	5.59	6.10
815-080F	815-080CF	8	6	1-3/4	9-5/8	10.08	11.08



PVC & CPVC SCHEDULE 80 FITTINGS, UNIONS, TANK ADAPTERS, EXPANSION JOINTS & SADDLES

30° ELL (continued)

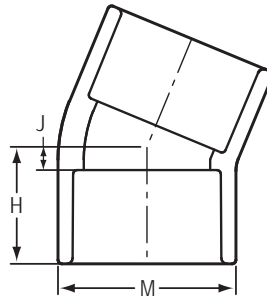
Soc x Soc



Part Number		Size	H	J	M	Approx. Wt. (Lbs.)	
PVC	CPVC					PVC	CPVC
815-100F	815-100CF	10	7-7/8	2-5/8	12	17.92	21.26
815-120F	815-120CF	12	8-15/16	2-11/16	14-1/4	27.40	32.33
815-140F	815-140CF	14	10-3/8	3-3/8	15-1/2	37.94	37.18
815-160F	---	16	11-3/4	3-3/4	17-11/16	55.09	---
815-180F	---	18	14	5-7/16	20	69.00	---
815-200F	---	20	15-1/4	5-1/4	22-1/8	119.89	---
815-240F	---	24	17-3/8	5-3/8	26-7/16	194.75	---

22-1/2° ELL

Soc x Soc



Part Number		Size	H	J	M	Approx. Wt. (Lbs.)	
PVC	CPVC					PVC	CPVC
816-005	816-005C	1/2	1-1/16	3/16	1-5/32	.06	.06
816-007	816-007C	3/4	1-3/16	7/32	1-13/32	.08	.09
816-010	816-010C	1	1-3/8	9/32	1-23/32	.13	.14
816-012	816-012C	1-1/4	1-1/2	5/16	2-3/32	.19	.20
816-015	816-015C	1-1/2	1-7/8	1-1/2	2-11/16	.25	.26
816-015F	816-015CF	1-1/2	2-3/16	11/16	2-3/8	.26	.28
816-020	816-020C	2	1-7/8	7/16	2-7/8	.41	.44
816-025 ¹	---	2-1/2	2-31/32	29/32	4-5/32	1.75	---
816-025F	816-025CF	2-1/2	3-1/4	1-1/4	3-1/2	.84	.95
816-030	816-030C	3	2-13/32	9/16	4-5/32	.95	1.01
816-040	816-040C	4	2-7/8	5/8	5-1/4	1.64	1.71
816-045F	---	4-1/2	4-1/8	1-5/8	5-5/8	2.09	---
816-050F	---	5	4-1/2	1-1/2	6-5/16	3.15	---

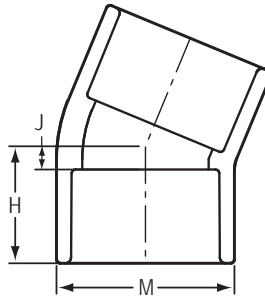
1: Outlet sized with bushing

PVC & CPVC SCHEDULE 80 FITTINGS, UNIONS, TANK ADAPTERS, EXPANSION JOINTS & SADDLES



22-1/2° ELL (continued)

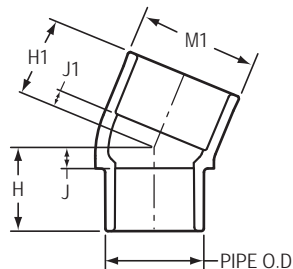
Soc x Soc



Part Number		Size	H	J	M	Approx. Wt. (Lbs.)	
PVC	CPVC					PVC	CPVC
816-060	816-060C	6	4-9/16	1-9/32	7-7/16	4.33	4.59
816-060F	816-060CF	6	4-29/32	1-9/32	7-7/16	5-.02	5-29
816-080	816-080C	8	5-1/16	1-1/32	9-3/4	8.19	8.95
816-080F	816-080CF	8	6	1-3/4	9-5/8	9.41	9.60
816-100F	816-100CF	10	7-1/8	1-7/8	12	17.25	18.77
816-120F	816-120CF	12	8-1/2	2-1/4	14-1/8	26.03	30.79
816-140F	816-140CF	14	9-7/8	2-7/8	15-1/2	34.65	40.74
816-160F	---	16	11-3/8	3-3/8	17-11/16	52.97	---
816-180F	---	18	12-1/4	3-1/4	19-7/8	74.44	---
816-200F	---	20	14-5/8	4-5/8	22-1/8	119.89	---
816-240F	---	24	17-1/2	5-1/2	26-7/16	189.96	---

22-1/2° STREET ELL

Spig x Soc

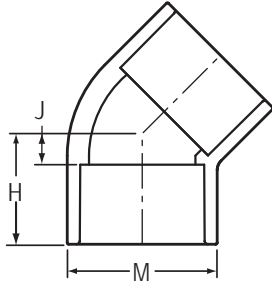


Part Number		Size	H	H1	J	J1	M1	Approx. Wt. (Lbs.)	
PVC	CPVC							PVC	CPVC
842-005	842-005C	1/2	1-1/16	1	1/4	1/4	1-5/32	.05	.05
842-007	842-007C	3/4	1-1/4	1-5/32	3/16	3/16	1-3/8	.08	.09
842-010	842-010C	1	1-7/16	1-11/32	5/16	7/32	1-23/32	.13	.14
842-012	842-012C	1-1/4	1-9/16	1-1/2	9/16	5/8	2-1/16	.20	.22
842-015	842-015C	1-1/2	1-13/16	1-3/4	1/4	11/32	2-11/32	.27	.29
842-020	842-020C	2	1-15/16	1-19/32	9/16	1/4	2-7/8	.43	.43
842-025	842-025C	2-1/2	2-1/8	2-9/32	3/8	17/32	3-1/2	.66	.76
842-030	842-030C	3	2-1/2	2-5/16	21/32	7/16	4-5/32	1.44	1.00
842-040	842-040C	4	4-3/8	2-7/8	1-7/8	5/8	5-1/4	2.57	2.59
842-060	842-060C	6	5-11/16	3-15/16	2-3/8	7/8	7-5/8	9.46	6.87
842-080	842-080C	8	7-3/8	5-1/8	3-1/8	1-1/8	9-3/4	5.61	12.71



PVC & CPVC SCHEDULE 80 FITTINGS, UNIONS, TANK ADAPTERS, EXPANSION JOINTS & SADDLES

45° ELL
Soc x Soc



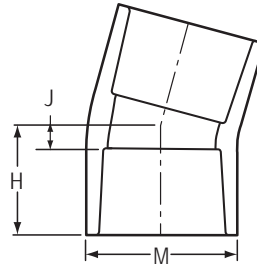
Part Number		Size	H	J	M	Approx. Wt. (Lbs.)	
PVC	CPVC					PVC	CPVC
817-002	817-002C	1/4	13/16	5/32	27/32	.03	.03
817-003	817-003C	3/8	31/32	7/32	1	.04	.04
817-005	817-005C	1/2	1-1/8	1/4	1-3/16	.06	.07
817-007	817-007C	3/4	1-11/32	11/32	1-13/32	.09	.10
817-010	817-010C	1	1-7/16	11/32	1-23/32	.15	.16
817-012	817-012C	1-1/4	1-11/16	13/32	2-3/32	.21	.22
817-015	817-015C	1-1/2	1-27/32	7/16	2-3/8	.30	.32
817-020	817-020C	2	2-5/32	21/32	2-7/8	.48	.47
817-025	817-025C	2-1/2	2-17/32	25/32	3-1/2	.84	.89
817-030	817-030C	3	2-27/32	31/32	4-1/8	1.13	1.22
817-040	817-040C	4	3-3/8	1-3/32	5-1/4	2.33	2.31
817-045F	---	4-1/2	4-1/2	2	5-5/8	2.32	---
817-050	817-050C	5	4-15/16	2-5/16	6-3/8	3.19	3.51
817-050F	817-050CF	5	4-1/2	1-1/2	6-5/16	3.86	4.25
817-060	817-060C	6	4-7/8	1-7/8	7-9/16	5.37	5.74
817-080	817-080C	8	6	2	9-25/32	10.07	10.43
817-100	817-100C	10	8-3/16	2-11/16	12	19.68	21.29
817-100F	817-100CF	10	8-1/2	3-1/4	11-15/16	19.91	23.50
817-120	817-120C	12	10-3/8	4-1/8	14-1/8	32.29	35.49
817-140F	817-140CF	14	11-1/8	4-1/8	15-1/2	42.89	41.37
817-160F	817-160CF	16	13-1/2	5-1/2	17-3/4	61.45	57.91
817-180F	---	18	15	6	20	87.73	---
817-200F	---	20	16	6	22-1/16	115.07	---
817-240F	---	24	19-7/16	7-7/16	26-7/16	204.20	---

PVC & CPVC SCHEDULE 80 FITTINGS, UNIONS, TANK ADAPTERS, EXPANSION JOINTS & SADDLES



15° ELL

Soc x Soc

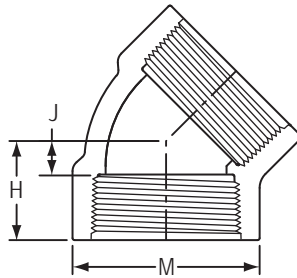


Part Number		Size	H	J	M	Approx. Wt. (Lbs.)	
PVC	CPVC					PVC	CPVC
818-020F	818-020CF	2	2-1/2	3/4	2-3/4	.42	.54
818-025F	818-025CF	2-1/2	3	1	3-3/8	.79	.69
818-030F	818-030CF	3	3	3/4	4-1/8	1.10	1.44
818-040F	818-040CF	4	3-17/32	1-7/32	5-5/32	1.90	1.96
818-045F	---	4-1/2	4	1-1/2	5-5/8	2.00	---
818-050F	---	5	4-1/4	1-1/2	6-5/16	2.98	---
818-060F	818-060CF	6	4-1/2	1-1/4	7-1/2	4.43	5.38
818-080F	818-080CF	8	5-5/8	1-3/8	9-5/8	8.73	10.52
818-100F	818-100CF	10	7-5/8	2-3/8	12	15.93	19.02
818-120F	818-120CF	12	8-1/16	1-13/16	14-1/8	24.66	29.25
818-140F	---	14	9-3/8	2-3/8	15-1/2	34.65	---
818-160F	---	16	10-7/8	2-7/8	17-3/4	50.85	---
818-180F	---	18	12-1/4	3-1/4	19-7/8	71.78	---
818-200F	---	20	14	4	22-1/8	119.89	---
818-240F	---	24	18-7/16	7-7/16	26-7/16	170.96	---



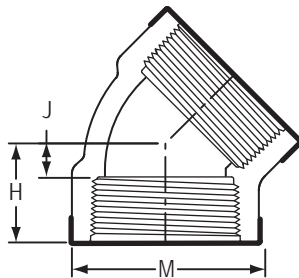
PVC & CPVC SCHEDULE 80 FITTINGS, UNIONS, TANK ADAPTERS, EXPANSION JOINTS & SADDLES

45° ELL Fipt x Fipt



Part Number		Size	H	J	M	Approx. Wt. (Lbs.)	
PVC	CPVC					PVC	CPVC
819-002	819-002C	1/4	25/32	3/16	27/32	.03	.03
819-003	819-003C	3/8	13/16	3/16	1	.04	.04
819-005	819-005C	1/2	1-1/32	9/32	1-9/32	.07	.08
819-007	819-007C	3/4	1-3/32	13/32	1-3/8	.11	.07
819-010	819-010C	1	1-13/32	13/32	1-13/16	.16	.19
819-012	819-012C	1-1/4	1-7/16	7/16	2-3/16	.24	.25
819-015	819-015C	1-1/2	1-1/2	15/32	2-1/2	.31	.33
819-020	819-020C	2	1-23/32	21/32	3	.46	.48
819-025	819-025C	2-1/2	2-17/32	31/32	3-1/2	1.14	1.24
819-030	819-030C	3	2-23/32	1	4-9/32	1.78	1.92
819-040	819-040C	4	3-1/4	1-7/32	5-1/4	2.71	2.79

SPECIAL REINFORCED 45° ELL SR Fipt x SR Fipt



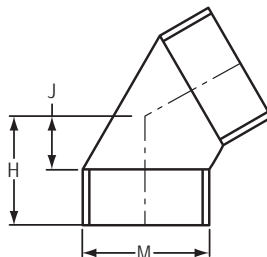
Part Number		Size	H	J	M	Approx. Wt. (Lbs.)	
PVC	CPVC					PVC	CPVC
819-007SR	819-007CSR	3/4	1-1/8	13/32	1-3/8	.10	.11

PVC & CPVC SCHEDULE 80 FITTINGS, UNIONS, TANK ADAPTERS, EXPANSION JOINTS & SADDLES



60° ELL

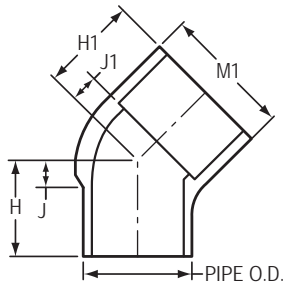
Soc x Soc



Part Number		Size	H	J	M	Approx. Wt. (Lbs.)	
PVC	CPVC					PVC	CPVC
824-020F	824-020CF	2	2-7/8	1-1/8	2-13/16	.93	1.10
824-040F	824-040CF	4	7	4-3/4	5-3/16	4.05	5.10
824-060F	824-060CF	6	8-1/4	5	7-1/2	9.30	10.87
824-080F	824-080CF	8	8-1/4	4	9-5/8	18.81	19.49
824-100F	824-100CF	10	12-3/4	7-1/2	11-15/16	33.04	36.34
824-200F	---	20	25-3/8	15-3/8	22-1/16	239.76	---

45° STREET ELL

Spig x Soc



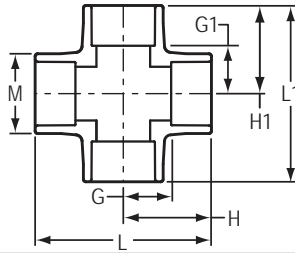
Part Number		Size	H	H1	J	J1	M1	Approx. Wt. (Lbs.)	
PVC	CPVC							PVC	CPVC
827-005	827-005C	1/2	1-9/32	1-5/16	11/32	7/16	1-3/16	.06	.06
827-007	827-007C	3/4	1-1/2	1-1/2	7/16	1/2	1-13/32	.10	.10
827-010	827-010C	1	1-19/32	1-11/16	13/32	19/32	1	.15	.16
827-012	827-012C	1-1/4	1-25/32	1-29/32	1/2	21/32	1-21/32	.22	.24
827-015	827-015C	1-1/2	2-1/32	2-1/8	19/32	25/32	2-11/32	.30	.32
827-020	827-020C	2	2-5/16	2-11/32	11/16	3/8	2-27/32	.44	.47
827-025	827-025C	2-1/2	3-3/4	2-9/16	1-11/16	25/32	3-1/2	1.09	1.29
827-030	827-030C	3	3-1/4	3	1-1/8	1-1/8	4-5/32	1.19	1.25
827-040	827-040C	4	3-13/16	3-13/16	1-9/32	1-9/16	5-1/4	2.07	2.20
827-060	827-060C	6	5-1/8	4-3/4	2-1/8	1-3/4	7-9/16	5.70	5.87
827-080	827-080C	8	6-5/8	6	2-5/8	2	9-3/4	10.53	11.15



PVC & CPVC SCHEDULE 80 FITTINGS, UNIONS, TANK ADAPTERS, EXPANSION JOINTS & SADDLES

CROSS

Soc x Soc x Soc x Soc



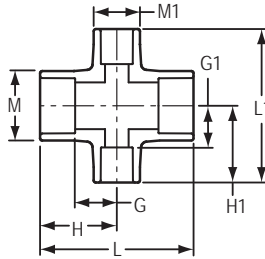
Part Number		Size	G	G1	H	H1	L	L1	M	Approx. Wt. (Lbs.)	
PVC	CPVC									PVC	CPVC
820-002	820-002C	1/4	13/32	13/32	1-1/32	1-1/32	2-1/16	2-1/16	27/32	.05	.05
820-005	820-005C	1/2	9/16	9/16	1-15/32	1-15/32	2-15/16	2-15/16	1-3/16	.13	.13
820-007	820-007C	3/4	5/8	5/8	1-5/8	1-5/8	3-9/32	3-9/32	1-13/32	.22	.21
820-010	820-010C	1	1	1	2-3/16	2-3/16	4-7/32	4-7/32	1-23/32	.43	.46
820-012	820-012C	1-1/4	1-3/32	1-3/32	2-3/8	2-3/8	4-3/4	4-3/4	2-3/32	.61	.65
820-015	820-015C	1-1/2	1-1/4	1-7/32	2-21/32	2-5/8	5-9/32	5-1/4	2-3/8	.80	.86
820-020	820-020C	2	1-17/32	1-17/32	3	3	6	6	2-31/32	1.34	1.43
820-025	820-025C	2-1/2	1-3/4	1-3/4	3-7/16	3-7/16	6-7/8	6-7/8	3-7/16	2.02	2.11
820-030	820-030C	3	2-3/32	2-3/32	3-31/32	3-31/32	7-15/16	7-15/16	4-5/32	2.97	3.10
820-040	820-040C	4	2-5/8	2-5/8	4-7/8	4-7/8	9-3/4	9-3/4	5-1/4	5.20	5.50
820-060F	820-060CF	6	6-1/4	6-1/4	9-1/2	9-1/2	19	19	7-1/2	16.19	19.09
820-080F	820-080CF	8	7-5/8	7-5/8	11-7/8	11-7/8	23-3/4	23-3/4	9-5/8	28.22	40.50
820-100F	820-100CF	10	9	9	14-1/4	14-1/4	28-1/2	28-1/2	11-15/16	49.78	67.20
820-120F	820-120CF	12	11-1/4	11-1/4	17-1/2	17-1/2	35	35	14-1/8	80.83	107.80
820-140F	820-140CF	14	11-1/4	11-1/4	18-1/4	18-1/4	36-1/2	36-1/2	15-1/2	108.89	148.16
820-160F	820-160CF	16	13	13	21	21	42	42	17-11/16	156.80	180.80
820-180F	---	18	13-3/4	13-3/4	22-3/4	22-3/4	45-1/2	45-1/2	19-7/8	215.35	---
820-200F	---	20	16-1/4	16-1/2	26-1/4	26-1/2	52-1/2	53	22-1/8	306.40	---
820-240F	---	24	17-3/4	17-3/4	28-3/4	28-3/4	57-1/2	57-1/2	26-1/2	527.13	---

PVC & CPVC SCHEDULE 80 FITTINGS, UNIONS, TANK ADAPTERS, EXPANSION JOINTS & SADDLES



REDUCING CROSS

Soc x Soc x Soc x Soc



Part Number		Size	G	G1	H	H1	L	L1	M	M1	Approx. Wt. (Lbs.)	
PVC	CPVC										PVC	CPVC
820-130 ¹	820-130C ¹	1x1x1/2x1/2	1	1-7/16	2-1/8	2-3/8	4-7/32	4-3/4	1-23/32	1-23/32	.56	.59
820-166 ¹	820-166C ¹	1-1/4x1-1/4x1/2x1/2	1-3/32	1-3/32	2-3/8	2-11/16	4-3/4	5-3/16	3-3/32	3-3/32	.82	.84
820-167	820-167C	1-1/4x1-1/4x3/4x3/4	1-1/16	23/32	2-1/16	1-31/32	4-3/32	3-31/32	2-1/16	1-13/32	.33	.35
820-209 ¹	820-209C ¹	1-1/2x1-1/2x1/2x1/2	1-7/32	1-7/32	2-21/32	2-31/32	5-1/4	5-15/16	2-3/8	2-3/8	1.18	1.21
820-211 ¹	820-211C ¹	1-1/2x1-1/2x1x1	1-3/4	1-3/4	2-5/8	3	5-5/16	5-7/8	1-3/8	1-3/8	1.12	1.16
820-251	---	2x2x1-1/2x1-1/2	1-1/2	2	3	3-3/8	6	6-3/4	2-7/8	2-7/8	1.72	---
820-289	820-289C	2-1/2x2-1/2x1x1	7/8	1-23/32	2-11/16	2-7/8	5-11/32	5-3/4	3-1/2	1-3/4	.97	1.00
820-291 ¹	820-291C ¹	2-1/2x2-1/2x1-1/2x1-1/2	1-11/16	2-15/32	3-7/16	3-27/32	6-7/8	7-23/32	3-9/16	3-9/16	2.83	2.97
820-336 ¹	820-336C ¹	3x3x1-1/4x1-1/4	2-3/32	3-1/8	3-31/32	4-3/8	7-29/32	8-3/4	4-3/16	4-3/16	4.23	4.46
820-420F	820-420CF	4x4x2x2	3-7/8	4-5/16	6-1/8	6-1/16	12-1/4	12-1/8	5-3/16	2-11/16	5.26	5.79
820-422 ¹	820-422C ¹	4x4x3x3	2-5/8	3-7/16	4-7/8	5-5/16	9-3/4	10-5/8	5-1/4	5-1/4	6.94	7-21
820-528F	820-528CF	6x6x2x2	3-3/4	3-3/4	7	5-1/4	14	10-1/2	7-1/2	2-15/16	7.19	7.80
820-530F	820-530CF	6x6x3x3	4-3/4	5-5/8	8	7-7/8	16	15-3/4	7-1/2	4-1/8	12.60	13.30
820-532F	820-532CF	6x6x4x4	5-1/4	6-5/8	8-1/2	8-7/8	17	17-3/4	7-1/2	5-3/16	14.54	15.93
820-533F	---	6x6x5x5	5-3/4	7	9	10	18	20	7-1/2	6-5/16	---	---
820-578F	820-578CF	8x8x2x2	3-1/4	4-3/4	7-1/2	6-1/4	15	12-1/2	9-5/8	2-15/16	11.30	15.90
820-580F	820-580CF	8x8x3x3	3-1/2	4-7/8	7-3/4	6-3/4	15-1/2	13-1/2	9-5/8	4-1/4	12.93	13.77
820-582F	820-582CF	8x8x4x4	5-3/4	8	10	10-1/4	20	20-1/2	9-5/8	5-1/4	21.87	24.71
820-585F	820-585CF	8x8x6x6	6-3/4	8	11	11-1/4	22	22-1/2	9-5/8	7-1/2	28.35	30.75
820-621F	820-621CF	10x10x2x2	3-5/8	5-13/16	8-7/8	7-5/16	17-3/4	14-5/8	11-15/16	2-15/16	19.45	27.78
820-622F	---	10x10x2-1/2x2-1/2	3-3/4	5-3/4	9	7-3/4	18	15-1/2	11-15/16	3-1/2	20.00	---
820-623F	820-623CF	10x10x3x3	4-1/4	5-7/8	9-1/2	7-3/4	19	15-1/8	11-15/16	4-1/4	21.42	30.16
820-624F	820-624CF	10x10x4x4	4-3/4	5-3/4	10	8	20	16	11-15/16	5-1/4	24.17	28.17
820-626F	820-626CF	10x10x6x6	7-1/4	9	12-1/2	12-1/4	25	24-1/2	11-15/16	7-1/2	40.79	38.61
820-628F	820-628CF	10x10x8x8	8-1/4	9-3/4	13-1/2	14	27	28	12	9-5/8	65.94	59.10
820-661F	820-661CF	12x12x2x2	5-5/8	8-1/2	11-7/8	10-1/4	23-3/4	20-1/2	14-1/8	2-7/8	29.32	44.02
820-663F	820-663CF	12x12x3x3	6-1/8	8-13/16	12-3/8	11-1/16	24-3/4	22-1/8	14-1/8	4-1/8	33.02	45.28
820-664F	820-664CF	12x12x4x4	5-3/8	6-3/4	11-5/8	9	23-1/4	18	14-1/8	5-1/4	33.78	39.39
820-666F	820-666CF	12x12x6x6	7-1/2	9-3/4	13-3/4	13	27-1/2	26	14-1/8	7-1/2	57.20	61.56
820-668F	820-668CF	12x12x8x8	8-3/4	11	15	15-1/4	30	30-1/2	14-1/4	9-5/8	66.12	73.35
820-670F	820-670CF	12x12x10x10	9-5/8	10-1/2	15-7/8	15-3/4	31-3/4	31-1/2	14-1/8	12	105.91	78.03
820-691F	820-691CF	14x14x2x2	5-9/16	7-3/8	12-9/16	8-7/8	25-1/8	17-3/4	15-1/2	2-15/16	38.49	45.02
820-693F	820-693CF	14x14x3x3	6-1/8	7-1/2	13-1/8	9-3/8	26-1/4	18-3/4	15-1/2	4-1/4	49.59	57.57

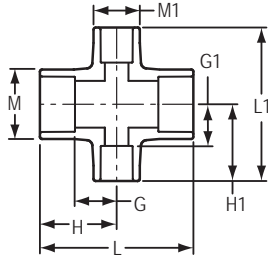
¹ Outlet sized with bushing



PVC & CPVC SCHEDULE 80 FITTINGS, UNIONS, TANK ADAPTERS, EXPANSION JOINTS & SADDLES

REDUCING CROSS (continued)

Soc x Soc x Soc x Soc



Part Number		Size	G	G1	H	H1	L	L1	M	M1	Approx. Wt. (Lbs.)	
PVC	CPVC										PVC	CPVC
820-694F	820-694CF	14x14x4x4	6-5/8	7-1/2	13-5/8	9-3/4	27-1/4	19-1/2	15-1/2	5-5/16	43.51	69.17
820-696F	820-696CF	14x14x6x6	8-1/4	10-3/8	15-1/4	13-5/8	30-1/2	27-1/4	15-1/2	7-1/2	78.72	63.15
820-698F	820-698CF	14x14x8x8	9-1/4	11-1/4	16-1/4	15-1/2	32-1/2	31	15-1/2	9-5/8	75.53	68.17
820-700F	820-700CF	14x14x10x10	10-1/8	11-1/2	17-1/8	16-3/4	34-1/4	33-1/2	15-1/2	11-15/16	95.66	89.80
820-702F	820-702CF	14x14x12x12	11	11-1/4	8	17-1/2	36	35	15-1/2	14-1/8	98.88	93.81
820-751F	820-751CF	16x16x2x2	5-15/16	8-7/16	13-15/16	9-15/16	27-7/8	19-7/8	17-11/16	2-15/16	55.64	71.71
820-753F	820-753CF	16x16x3x3	6-1/2	8-1/2	14-1/2	10-3/8	29	20-3/4	17-11/16	4-1/4	58.72	67.39
820-754F	820-754CF	16x16x4x4	7	8-1/2	15	10-3/4	30	21-1/2	17-3/4	5-3/16	61.59	70.21
820-756F	820-756CF	16x16x6x6	8-5/8	11-1/2	16-5/8	14-3/4	33-1/4	29-1/2	17-11/16	7-1/2	93.13	90.09
820-758F	---	16x16x8x8	9-5/8	12-1/4	17-5/8	16-1/2	35-1/4	33	17-5/8	9-5/8	91.88	---
820-760F	---	16x16x10x10	10-5/8	12-1/8	18-5/8	17-3/8	37-1/4	34-3/4	17-5/8	12	104.59	---
820-762F	820-762CF	16x16x12x12	11-5/8	12-1/4	19-5/8	18-1/2	39-1/4	37	17-5/8	14-1/8	141.98	116.70
820-764F	820-764CF	16x16x14x14	12-3/4	13-1/4	20-3/4	20-1/4	41-1/2	40-1/2	17-5/8	15-1/2	129.00	135.00
820-784F	820-784CF	18x18x4x4	6-7/8	9-3/8	15-7/8	11-5/8	31-3/4	23-1/4	19-7/8	5-1/4	92.66	99.22
820-786F	820-786CF	18x18x6x6	8-1/2	12-1/2	17-1/2	15-3/4	35	31-1/2	19-7/8	7-1/2	118.63	122-13
820-788F	---	18x18x8x8	9-1/2	13-1/4	18-1/2	17-1/2	37	35	20	9-5/8	128.81	---
820-790F	820-790CF	18x18x10x10	10-1/2	13-1/4	19-1/2	18-1/2	39	37	19-7/8	11-15/16	130.87	150.90
820-792F	820-792CF	18x18x12x12	20-1/2	11-1/2	20-1/2	19-1/4	41	38-1/2	19-7/8	14-1/8	147.26	169.57
820-794F	820-794CF	18x18x14x14	11-1/2	13-7/16	20-1/2	20-7/16	41	40-7/8	19-7/8	15-1/2	164.25	165.78
820-796F	820-796CF	18x18x16x16	13-1/2	13-3/4	22-1/2	21-3/4	45	43-1/2	19-7/8	17-11/16	189.00	172.46
820-814F	---	20x20x4x4	7-1/2	10-3/8	17-1/2	12-5/8	35	25-1/4	22	5-1/4	115.50	---
820-816F	---	20x20x6x6	8-7/8	13-5/8	18-7/8	16-7/8	37-3/4	33-5/8	22-1/8	7-1/2	133.63	---
820-818F	---	20x20x8x8	9-7/8	14-1/4	19-7/8	18-1/2	39-3/4	37	22-1/8	9-5/8	153.30	---
820-820F	---	20x20x10x10	10-7/8	14-1/8	20-7/8	19-3/8	41-3/4	38-3/4	22-1/8	12	168.43	---
820-822F	---	20x20x12x12	11-7/8	14-3/8	21-7/8	20-5/8	43-3/4	41-1/4	22-1/8	14-1/4	186.06	---
820-824F	---	20x20x14x14	12-7/8	14-7/8	22-7/8	21-7/8	45-3/4	43-3/4	22-1/8	15-5/8	204.39	---
820-826F	---	20x20x16x16	13-7/8	15-5/8	23-7/8	23-5/8	47-3/4	47-1/4	22-1/8	17-3/4	230.10	---
820-828F	---	20x20x18x18	14-7/8	15-1/2	24-7/8	24-1/2	49-3/4	48-7/8	22-1/8	20	258.28	---
820-904F	---	24x24x4x4	9-1/4	15-5/8	20-1/4	17-7/8	40-1/2	35-7/8	26-1/2	5-1/4	192.22	---
820-906F	---	24x24x6x6	9-1/4	15-1/8	21-1/4	18-3/8	42-1/2	36-3/4	26-7/16	7-1/2	211.33	---
820-908F	---	24x24x8x8	10-1/4	10-1/4	22-1/4	20-3/8	44-1/2	40-3/4	26-7/16	9-5/8	221.76	---
820-910F	---	24x24x10x10	12-1/4	16-1/8	23-1/4	21-3/8	46-1/2	42-3/4	26-1/2	12	249.91	---
820-912F	---	24x24x12x12	13-1/4	16-3/8	24-1/4	22-5/8	48-1/2	45-1/4	26-1/2	14-1/4	279.88	---

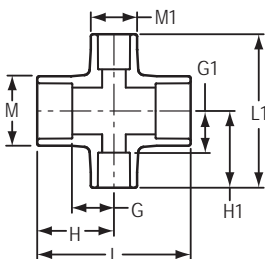
PVC & CPVC SCHEDULE 80 FITTINGS, UNIONS, TANK ADAPTERS, EXPANSION JOINTS & SADDLES



REDUCING CROSS

Soc x Soc x Soc x Soc

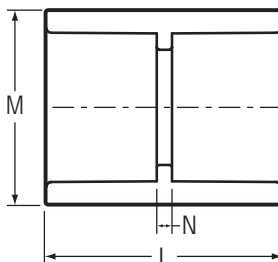
(continued)



Part Number		Size	G	G1	H	H1	L	L1	M	M1	Approx. Wt. (Lbs.)	
PVC	CPVC										PVC	CPVC
820-914F	---	24x24x14x14	14-1/4	16-7/8	25-1/4	23-7/8	50-1/2	47-3/4	26-1/2	15-5/8	301.05	---
820-918F	---	24x24x18x18	16-1/4	17-1/2	27-1/4	26-1/2	54-1/2	52-7/8	26-1/2	20	360.62	---
820-920F	---	24x24x20x20	17-1/4	18-1/8	28-1/4	28-1/8	56-1/2	56-1/4	26-1/2	22-1/8	398.22	---

COUPLING

Soc x Soc

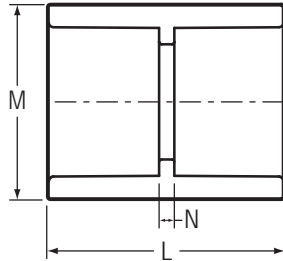


Part Number		Size	L	M	N	Approx. Wt. (Lbs.)	
PVC	CPVC					PVC	CPVC
829-002	829-002C	1/4	1-3/8	27/32	1/16	.02	.02
829-003	829-003C	3/8	1-5/8	1	3/16	.04	.04
829-005	829-005C	1/2	1-7/8	1-3/16	1/8	.05	.07
829-007	829-007C	3/4	2-1/8	1-13/32	1/8	.07	.10
829-010	829-010C	1	2-3/8	1-23/32	1/8	.12	.16
829-012	829-012C	1-1/4	2-23/32	2-7/32	7/32	.22	.24
829-015	829-015C	1-1/2	2-7/8	2-11/32	3/32	.21	.22
829-020	829-020C	2	3-1/8	2-7/8	1/16	.31	.33
829-025	829-025C	2-1/2	3-11/16	3-15/32	1/4	.55	.58
829-030	829-030C	3	4	4-3/16	3/16	.81	.90
829-040	829-040C	4	4-3/4	5-5/16	1/4	1.34	1.36
829-050	829-050C	5	5-1/2	6-3/8	3/16	2.01	2.19
829-050F	829-050CF	5	7-3/8	6-5/16	1-3/8	2.60	2.32
829-060	829-060C	6	6-1/4	7-11/16	1/4	3.36	3.93
829-080	829-080C	8	8-7/16	9-11/16	5/16	6.55	6.87
829-100	829-100C	10	10-9/32	12-1/6	1/4	11.76	12.31
829-100F	829-100CF	10	12-1/2	11-13/16	2	13.94	16.78
829-120	829-120C	12	12-3/8	14-7/32	3/8	19.39	20.00



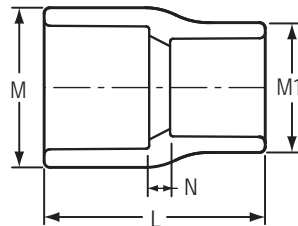
PVC & CPVC SCHEDULE 80 FITTINGS, UNIONS, TANK ADAPTERS, EXPANSION JOINTS & SADDLES

COUPLING (continued) Soc x Soc



Part Number		Size	L	M	N	Approx. Wt. (Lbs.)	
PVC	CPVC					PVC	CPVC
829-120F	829-120CF	12	14-1/4	14-1/8	2	21.92	27.71
829-140	829-140C	14	14-7/16	15-5/8	3/8	29.70	28.11
829-140F	829-140CF	14	16-1/4	15-1/2	2-1/4	29.70	33.33
829-160F	829-160CF	16	18-5/8	17-11/16	2-5/8	42.38	42.93
829-180F	---	18	21-1/4	19-7/8	3-1/4	63.81	---
829-200F	---	20	24-1/4	22-1/16	4-1/4	86.58	---
829-240F	---	24	28	26-5/8	4	147.22	---

REDUCER COUPLING Soc x Soc



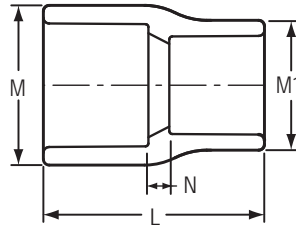
Part Number		Size	L	M	M1	N	Approx. Wt. (Lbs.)	
PVC	CPVC						PVC	CPVC
829-101	829-101C	3/4x1/2	1-31/32	1-13/32	1-3/16	7/32	.06	.07
829-130	829-130C	1x1/2	2-3/16	1-23/32	1-13/32	7/32	.11	.12
829-131	829-131C	1x3/4	2-13/32	1-23/32	1-13/32	1/4	.10	.10
829-166	829-166C	1-1/4x1/2	2-1/4	2-1/16	1-5/32	1/8	.14	.15
829-167	829-167C	1-1/4x3/4	2-19/32	2-3/32	1-5/8	3/8	.17	.18
829-168	829-168C	1-1/4x1	2-23/32	2-3/32	1-23/32	3/8	.17	.15
829-209	829-209C	1-1/2x1/2	2-27/32	2-11/32	1-3/16	19/32	.19	.20
829-210	829-210C	1-1/2x3/4	2-7/8	2-3/8	1-13/32	17/32	.18	.19
829-211	829-211C	1-1/2x1	2-7/8	2-11/32	1-15/16	3/8	.23	.25
829-212	829-212C	1-1/2x1-1/4	2-13/16	2-3/8	2-3/32	5/32	.21	.22
829-247	829-247C	2x1/2	3-3/32	2-7/8	1-3/16	3/4	.29	.31
829-248	829-248C	2x3/4	3-7/32	2-7/8	1-13/32	23/32	.30	.32
829-249	829-249C	2x1	3-1/8	2-7/8	1-23/32	17/32	.28	.30
829-250	829-250C	2x1-1/4	3-11/32	2-7/8	2-3/32	19/32	.31	.33
829-251	829-251C	2x1-1/2	3-7/32	2-27/32	2-11/32	7/32	.30	.31

PVC & CPVC SCHEDULE 80 FITTINGS, UNIONS, TANK ADAPTERS, EXPANSION JOINTS & SADDLES



REDUCER COUPLING (continued)

Soc x Soc



Part Number		Size	L	M	M1	N	Approx. Wt. (Lbs.)	
PVC	CPVC						PVC	CPVC
829-291	829-291C	2-1/2x1-1/2	3-11/16	3-1/2	2-11/32	9/16	.51	.51
829-292	829-292C	2-1/2x2	3-21/32	3-15/32	2-27/32	13/32	.48	.51
829-335	829-335C	3x1	4-7/16	4-1/8	2-7/8	1-7/16	1.00	1.04
829-337 ¹	829-337C ¹	3x1/2	4-13/32	4-5/32	2-7/8	1-3/16	.94	.96
829-338	829-338C	3x2	4	4-5/32	2-27/32	11/16	.68	.76
829-339 ¹	829-339C ¹	3x2-1/2	4-9/32	4-7/32	4-7/32	5/16	1.26	1.31
829-416 ¹	829-416C ¹	4x3/4	5-1/8	5-9/32	2-7/8	1-7/8	1.42	1.60
829-417 ¹	829-417C ¹	4x1	5-1/8	5-9/32	2-29/32	1-23/32	1.45	1.54
829-419 ¹	829-419C ¹	4x1-1/2	5-3/16	5-9/32	2-29/32	2-9/16	1.37	1.56
829-420	829-420C	4x2	4-5/8	5-9/32	2-7/8	13/16	1.20	1.27
829-421	829-421C	4x2-1/2	4-9/16	5-3/16	3-1/2	17/32	1.25	1.35
829-422	829-422C	4x3	4-5/8	5-1/4	4-1/8	1/2	1.25	1.33
829-488F	829-488CF	5x3	8-3/8	6-5/16	5-3/16	3-5/8	3.08	3.13
829-490F	829-490CF	5x4	7-13/16	6-1/4	5-3/16	2-5/8	2.09	2.53
829-491F	---	5x4-1/2	7-1/2	6-5/16	5-11/16	2-1/4	3.22	---
829-528 ¹	829-528C ¹	6x2	7-1/16	7-1/2	5	2-9/16	4.37	4.42
829-529 ¹	829-529C ¹	6x2-1/2	7-1/2	7-1/2	5	2-1/2	4.52	4.72
829-530 ¹	829-530C ¹	6x3	7-1/8	7-9/16	5-9/32	2-1/4	4.07	4.25
829-530F	829-530CF	6x3	11-3/4	7-5/16	4-1/8	6-1/4	3.92	4.29
829-532	829-532C	6x4	6-5/8	7-5/8	5-5/16	1-7/16	3.28	3.45
829-534F	---	6x4-1/2	9	7-3/8	5-11/16	3-1/4	3.22	---
829-533F	829-533CF	6x5	8-3/4	7-3/8	6-5/16	2-1/2	3.57	3.93
829-580F	---	8x3	15	9-1/2	5-3/16	8-3/4	8.04	---
---	829-582C ¹	8x4	9	9-23/32	5-1/4	2-5/8	---	6.47
829-582F	829-582CF	8x4	14-1/2	9-1/2	5-3/16	8	8.17	9.36
829-585	829-585C	8x6	8	9-3/4	7-1/2	1	6.16	6.48
829-623F	---	10x3	22	11-3/4	5-3/16	14-3/4	15.77	---
829-624F	829-624CF	10x4	21-1/4	11-3/4	5-3/16	13-3/4	17.13	16.54
829-626	829-626C	10x6	10-19/32	12-1/32	7-19/32	2-17/32	11.08	11.43
829-626F	829-626CF	10x6	18-1/4	11-3/4	7-1/2	9-3/4	14.72	15.00
829-628	829-628C	10x8	10-5/8	12	9-3/4	1-17/32	11.26	11.44
829-628F	829-628CF	10x8	13-1/2	11-3/4	9-5/8	4	11.42	13.52
829-664F	829-664CF	12x4	28-1/4	13-15/16	5-3/16	19-3/4	31.70	32.77
829-666F	829-666CF	12x6	24-1/2	13-15/16	7-1/2	15	26.96	25.86
829-668	829-668C	12x8	12-5/8	14-7/32	9-3/4	2-7/16	17.92	19.26
829-668F	829-668CF	12x8	20	13-15/16	9-5/8	9-1/2	24.34	24.34

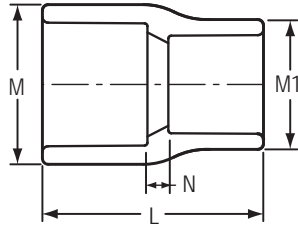
¹ Outlet sized with bushing



PVC & CPVC SCHEDULE 80 FITTINGS, UNIONS, TANK ADAPTERS, EXPANSION JOINTS & SADDLES

REDUCER COUPLING (continued)

Soc x Soc



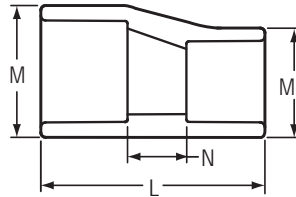
Part Number		Size	L	M	M1	N	Approx. Wt. (Lbs.)	
PVC	CPVC						PVC	CPVC
829-694F	---	14x4	30-3/8	15-1/4	5-1/4	21-1/8	31.56	---
829-696F	---	14x6	27-3/8	15-1/4	7-1/2	17-1/8	29.65	---
829-700F	829-700CF	14x10	18-3/8	15-1/4	12	6-1/8	22.90	26.86
829-702F	829-702CF	14x12	17-3/4	15-3/8	14-1/8	4-1/2	27.40	29.14
829-754F	---	16x4	38-5/8	17-1/2	5-1/4	28-3/8	50.97	---
829-756F	---	16x6	35-1/8	17-1/2	7-1/2	23-7/8	61.19	---
829-758F	---	16x8	31-1/4	17-1/2	9-5/8	19	52.73	---
---	829-758CF	16x8	32-1/4	17-1/2	9-5/8	20	---	54.00
829-760F	---	16x10	26	17-3/8	12	12-3/4	43.70	---
829-762F	829-762CF	16x12	20-1/4	17-3/8	14-1/8	6	34.25	65.63
829-764F	829-764CF	16x14	21-1/2	17-5/8	15-5/8	6-1/2	42.89	50.00
829-784F	---	18x4	47-1/8	19-3/4	5-1/4	35-7/8	104.77	---
829-786F	---	18x6	44-7/8	19-3/4	7-1/2	32-5/8	91.02	---
829-788F	---	18x8	41-1/8	19-3/4	9-5/8	27-7/8	86.65	---
829-790F	---	18x10	36-1/4	19-3/4	12	22	91.28	---
829-792F	---	18x12	29-3/4	19-3/4	14-1/8	14-1/2	73.27	---
829-794F	829-794CF	18x14	28-1/2	19-11/16	15-1/2	12-1/2	73.72	87.00
829-796F	---	18x16	22-5/8	19-3/4	17-3/4	5-5/8	55.09	---
829-814F	---	20x4	58-1/8	21-7/8	5-1/4	46-1/8	152.76	---
829-816F	---	20x6	54-3/8	21-7/8	7-1/2	41-1/8	136.93	---
829-818F	---	20x8	50-3/8	21-7/8	9-5/8	36-1/8	144.26	---
829-820F	---	20x10	46-1/2	21-7/8	11-15/16	31-1/4	139.44	---
829-822F	---	20x12	40-3/8	21-7/8	14-1/8	24-3/8	119.04	---
829-824F	---	20x14	39-5/8	21-7/8	15-1/2	22-5/8	118.17	---
829-826F	---	20x16	33-1/4	21-7/8	17-3/4	15-1/4	100.87	---
829-828F	---	20x18	24-7/8	21-7/8	19-7/8	5-7/8	79.76	---
829-904F	---	24x4	72-3/8	26	5-1/4	57-7/8	231.96	---
829-906F	---	24x6	68-7/8	26	7-1/2	53-1/8	229.16	---
829-908F	---	24x8	65-5/8	26	9-5/8	48-7/8	223.42	---
829-910F	---	24x10	60	26	12	42-1/4	218.80	---
829-912F	---	24x12	54-7/8	29-1/8	14-1/8	36-3/8	231.41	---
829-914F	---	24x14	55-5/8	26-1/8	15-1/2	36-1/8	225.10	---
829-916F	---	24x16	47-1/2	26	17-3/4	27	171.54	---
829-918F	829-918CF	24x18	38-3/4	26-1/16	19-7/8	17-3/4	147.20	167.74
829-920F	829-920CF	24x20	30-1/2	26-1/16	22-1/16	8-1/2	116.56	139.32

PVC & CPVC SCHEDULE 80 FITTINGS, UNIONS, TANK ADAPTERS, EXPANSION JOINTS & SADDLES



ECCENTRIC REDUCER COUPLING

Soc x Soc



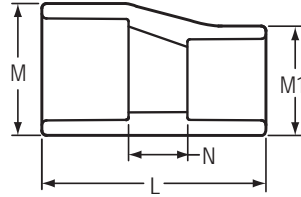
Part Number		Size	L	M	M1	N	Approx. Wt. (Lbs.)	
PVC	CPVC						PVC	CPVC
829-168FE	829-168CFE	1-1/4x1	4-7/8	2-1/16	1-11/16	2-1/8	.24	.30
829-212FE	829-212CFE	1-1/4x1-1/2	5	2-5/16	2-1/16	2	.37	.46
829-249FE	829-249CFE	2x1	6	2-3/4	1-11/16	3	.37	.37
829-250FE	829-250CFE	2x1-1/4	6-1/4	2-3/4	2-1/16	3	.41	.46
829-251FE	829-251CFE	2x1-1/2	5-3/4	2-3/4	2-5/16	2-1/2	.46	.47
829-290FE	829-290CFE	2-1/2x1-1/4	11	3-5/16	2-1/16	7-1/2	.91	1.15
829-291FE	829-291CFE	2-1/2x1-1/2	10-1/4	3-5/16	2-5/16	6-3/4	.91	1.24
829-292FE	829-292CFE	2-1/2x2	7-1/8	3-5/16	2-13/16	3-3/8	.68	.86
829-335FE	829-335CFE	3x1	11-3/4	3-15/16	1-11/16	8-1/4	1.17	1.58
829-336FE	829-336CFE	3x1-1/4	12-1/4	3-15/16	2-1/16	8-1/2	1.10	1.27
829-337FE	829-337CFE	3x1-1/2	11-1/2	3-15/16	2-5/16	7-3/4	1.28	1.41
829-338FE	829-338CFE	3x2	8-1/8	3-15/16	2-13/16	4-1/8	.93	.99
829-339FE	829-339CFE	3x2-1/2	7-3/8	4-1/16	3-7/16	3-1/8	1.12	1.26
829-417FE	829-417CFE	4x1	16-7/8	5-1/8	1-11/16	13-3/8	2.75	3.48
829-418FE	829-418CFE	4x1-1/4	17-3/8	5-1/8	2-1/16	13-5/8	2.65	3.00
829-419FE	829-419CFE	4x1-1/2	16-5/8	5-1/8	2-5/16	12-7/8	3.10	3.38
829-420FE	829-420CFE	4x2	13-1/4	5-1/8	2-13/16	9-1/4	2.83	2.47
829-421FE	829-421CFE	4x2-1/2	12-1/2	5-1/8	3-7/16	8-1/4	2.42	2.58
829-422FE	829-422CFE	4x3	8-3/4	5-1/8	4-1/8	4-1/4	1.70	2.04
829-528FE	829-528CFE	6x2	22-3/4	7-5/16	2-13/16	17-3/4	5.86	7.02
829-529FE	829-529CFE	6x2-1/2	22	7-5/16	3-7/16	16-3/4	5.77	7.48
829-530FE	829-530CFE	6x3	18-1/4	7-5/16	4-1/8	12-3/4	6.24	6.16
829-532FE	829-532CFE	6x4	13	7-5/16	5-3/16	7-1/2	4.28	4.43
829-533FE	829-533CFE	6x5	11-3/8	7-3/8	6-5/16	5-1/8	4.32	6.44
829-578FE	829-578CFE	8x2	32-1/2	9-1/2	2-13/16	26-1/2	11.96	17.32
829-580FE	829-580CFE	8x3	28	9-1/2	4-1/8	21-1/2	11.13	16.42
829-582FE	829-582CFE	8x4	23-3/4	9-1/2	5-3/16	16-1/4	11.54	13.59
829-583FE	829-583CFE	8x5	21-1/8	9-1/2	6-5/16	13-7/8	10.77	11.81
829-585FE	829-585CFE	8x6	15-1/4	9-1/2	7-1/2	7-3/4	8.41	9.78
829-624FE	829-624CFE	10x4	34	11-3/4	5-3/16	26-1/2	25.43	29.89
829-625FE	829-625CFE	10x5	32-3/8	11-3/4	6-5/16	24-1/8	22.82	27.68
829-626FE	829-626CFE	10x6	26-3/8	11-3/4	7-1/2	17-7/8	22.31	25.59
829-628FE	829-628CFE	10x8	18-1/4	11-3/4	9-5/8	8-3/4	14.78	17.28
829-664FE	829-664CFE	12x4	45-1/4	13-15/16	7-1/2	36-3/4	42.54	56.73



PVC & CPVC SCHEDULE 80 FITTINGS, UNIONS, TANK ADAPTERS, EXPANSION JOINTS & SADDLES

ECCENTRIC REDUCER COUPLING (continued)

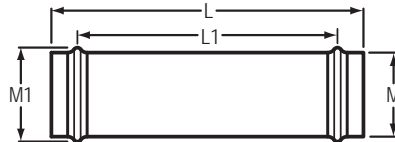
Soc x Soc



Part Number		Size	L	M	M1	N	Approx. Wt. (Lbs.)	
PVC	CPVC						PVC	CPVC
829-666FE	829-666CFE	12x6	38	13-15/16	7-1/2	28-1/2	35.33	52.43
829-668FE	829-668CFE	12x8	28-1/2	14	9-5/8	18	32.68	34.80
829-670FE	829-670CFE	12x10	20-1/2	13-15/16	11-15/16	9	24.89	29.09
829-696FE	829-696CFE	14x6	41-3/4	15-3/16	7-1/2	31-1/2	56.76	67.95
829-698FE	829-698CFE	14x8	33-1/2	15-3/16	9-5/8	22-1/4	53.73	75.49
829-700FE	829-700CFE	14x10	23-7/8	15-3/16	11-15/16	11-5/8	51.42	60.41
829-702FE	829-702CFE	14x12	19-3/4	15-1/2	14-1/8	6-1/2	38.35	41.52
829-796FE	829-796CFE	18x16	26-3/8	19-11/16	17-11/16	9-3/8	66.94	85.64

FABRICATED REPAIR COUPLING

Gasket x Gasket



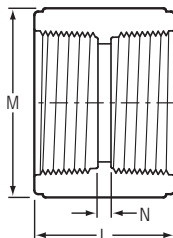
Part Number PVC	Size	L	L1	M	M1	Approx. Wt. (Lbs.)
828-040F	4	19-1/2	16-1/4	5-1/4	5-7/8	5.82
828-060F	6	23	18-1/2	7-1/2	8-7/16	12.61
828-080F	8	26-5/8	22-1/4	9-3/4	10-1/2	21.39
828-100F	10	29	21	10-3/4	12-1/4	32.98
828-120F	12	30	22-1/2	14-1/8	16-1/8	46.66
828-140F	14	19	11-1/2	15-1/2	17-1/2	39.40
828-160F	16	22	14-1/2	17-3/4	19-3/4	57.20

PVC & CPVC SCHEDULE 80 FITTINGS, UNIONS, TANK ADAPTERS, EXPANSION JOINTS & SADDLES



COUPLING

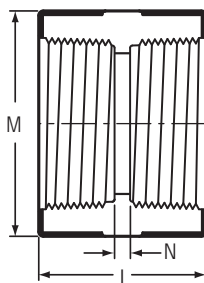
Fipt x Fipt



Part Number		Size	L	M	N	Approx. Wt. (Lbs.)	
PVC	CPVC					PVC	CPVC
830-002	830-002C	1/4	1-11/32	27/32	5/32	.02	.02
830-003	830-003C	3/8	1-15/32	1	9/32	.04	.04
830-005	830-005C	1/2	1-5/8	1-9/32	1/4	.07	.07
830-007	830-007C	3/4	1-11/16	1-17/32	1/16	.09	.09
830-010	830-010C	1	2-3/32	1-15/16	1/8	.15	.15
830-012	830-012C	1-1/4	2-3/16	2-3/16	1/8	.20	.22
830-015	830-015C	1-1/2	2-1/4	2-17/32	5/16	.29	.30
830-020	830-020C	2	2-7/32	3	7/32	.33	.35
830-025	830-025C	2-1/2	3-5/16	3-9/16	1/8	.68	.71
830-030	830-030C	3	3-1/2	4-3/8	11/16	1.06	1.12
830-040	830-040C	4	3-21/32	5-13/32	7/32	1.49	1.61
830-060F	830-060CF	6	3-3/4	7-1/4	3/4	2.69	2.96
830-080F	830-080CF	8	4-1/2	9-3/8	1-1/16	4.98	6.79

SPECIAL REINFORCED COUPLING

SR Fipt x SR Fipt



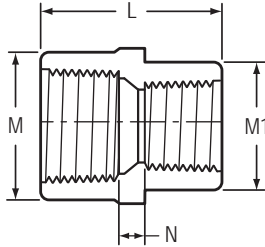
Part Number		Size	L	M	N	Approx. Wt. (Lbs.)	
PVC	CPVC					PVC	CPVC
830-005SR	830-005CSR	1/2	1-19/32	1-7/32	9/32	.06	.06
830-007SR	830-007CSR	3/4	1-5/8	1-3/8	1/8	.07	.07
830-010SR	830-010CSR	1	1-31/32	1-23/32	9/32	.13	.13
830-012SR	830-012CSR	1-1/4	2-1/16	2-1/16	5/16	.17	.17
830-015SR	830-015CSR	1-1/2	2-5/32	2-7/16	11/32	.27	.25
830-020SR	830-020CSR	2	2-1/4	3-1/32	1/4	.37	.39



PVC & CPVC SCHEDULE 80 FITTINGS, UNIONS, TANK ADAPTERS, EXPANSION JOINTS & SADDLES

REDUCER COUPLING

Fipt x Fipt

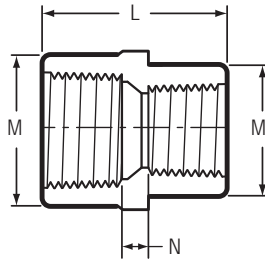


Part Number		Size	L	M	M1	N	Approx. Wt. (Lbs.)	
PVC	CPVC						PVC	CPVC
830-101	830-101C	3/4x1/2	1-23/32	1-3/8	1-7/32	7/32	.07	.08
830-211 ¹	---	1-1/2x1	2-7/8	2-11/32	2-11/32	1-1/32	.35	---

¹ Outlet sized with bushing

SPECIAL REINFORCED REDUCER COUPLING

SR Fipt x SR Fipt



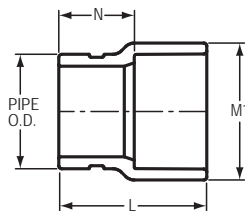
Part Number		Size	L	M	M1	N	Approx. Wt. (Lbs.)	
PVC	CPVC						PVC	CPVC
830-101SR	830-101CSR	3/4x1/2	1-23/32	1-3/8	1-7/32	7/32	.08	.09
830-130SR	830-130CSR	1x1/2	2-1/4	1-23/32	1-7/32	21/32	.16	.17
830-131SR	830-131CSR	1x3/4	2-13/32	1-23/32	1-3/8	23/32	.14	.17
830-210SR	830-210CSR	1-1/2x3/4	2-7/8	2-7/16	1-3/8	1-7/32	.28	.29
830-211SR	830-211CSR	1-1/2x1	2-15/16	2-7/16	1-11/16	7/16	.35	.36
830-212SR	830-212CSR	1-1/2x1-1/4	2-7/8	2-1/2	2-3/32	15/16	.33	.34
830-249SR	830-249CSR	2x1	3-3/16	3	1-23/32	1-17/32	.46	.48
830-251SR	830-251CSR	2x1-1/2	3-1/4	3	2-7/16	1-7/16	.43	.52

PVC & CPVC SCHEDULE 80 FITTINGS, UNIONS, TANK ADAPTERS, EXPANSION JOINTS & SADDLES



GROOVED COUPLING ADAPTER

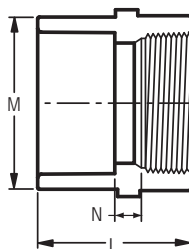
Groove x Soc



Part Number		Size	L	M1	N	Approx. Wt. (Lbs.)	
PVC	CPVC					PVC	CPVC
833-012	833-012C	1-1/4	2-13/16	2-1/16	1-9/16	.16	.17
833-015	833-015C	1-1/2	2-29/32	2-11/32	1-1/2	.19	.20
833-020	833-020C	2	3-1/16	2-7/8	1-9/16	.29	.30
833-025	833-025C	2-1/2	3-3/8	3-1/2	1-5/8	.49	.52
833-030	833-030C	3	3-9/16	4-3/16	1-11/16	.68	.72
833-040	833-040C	4	4-17/32	5-1/4	2-9/32	1.28	1.38
833-060	833-060C	6	5-5/16	7-9/16	2-5/16	2.78	3.00

FEMALE ADAPTER

Soc x Fipt



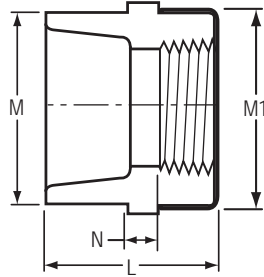
Part Number		Size	L	M	N	Approx. Wt. (Lbs.)	
PVC	CPVC					PVC	CPVC
835-002	835-002C	1/4	1-11/32	27/32	3/32	.02	.02
835-003	835-003C	3/8	1-15/32	1	3/32	.04	.04
835-005	835-005C	1/2	1-23/32	1-5/32	3/32	.05	.06
835-007	835-007C	3/4	1-27/32	1-13/32	1/32	.07	.08
835-010	835-010C	1	2-1/8	1-23/32	1/32	.11	.14
835-012	835-012C	1-1/4	2-3/8	2-1/4	1/8	.21	.22
835-015	835-015C	1-1/2	2-1/2	2-11/32	3/32	.20	.21
835-020	835-020C	2	2-11/16	3-1/32	1/8	.41	.41
835-025	835-025C	2-1/2	3-5/8	3-17/32	9/32	.70	.73
835-030	835-030C	3	3-15/32	4-1/4	3/16	.75	.76
835-040	835-040C	4	3-31/32	5-7/32	1/4	1.19	1.71
835-060	835-060C	6	4-15/16	7-5/8	1/4	3.09	3.11
835-080	835-080C	8	6-3/16	9-3/4	5/8	5.22	5.39
835-080F	835-080CF	8	8	9-5/8	1-7/8	6.19	6.56
835-100F	835-100CF	10	10-1/4	11-15/16	3-1/16	10.88	13.43
835-120F	835-120CF	12	11-1/8	14-1/8	2-1/4	16.56	20.00



PVC & CPVC SCHEDULE 80 FITTINGS, UNIONS, TANK ADAPTERS, EXPANSION JOINTS & SADDLES

SPECIAL REINFORCED FEMALE ADAPTER

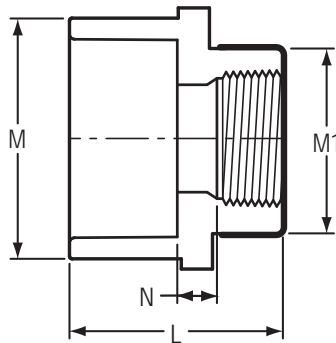
Soc x SR Fipt



Part Number		Size	L	M	M1	N	Approx. Wt. (Lbs.)	
PVC	CPVC						PVC	CPVC
835-002SR	835-002CSR	1/4	1-13/32	27/32	27/32	3/32	.03	.03
835-003SR	835-003CSR	3/8	1-15/32	15/16	31/32	3/32	.04	.04
835-005SR	835-005CSR	1/2	1-3/4	1-5/32	1-3/16	3/16	.06	.07
835-007SR	835-007CSR	3/4	1-7/8	1-13/32	1-3/8	1/8	.08	.09
835-010SR	835-010CSR	1	2-5/32	1-23/32	1-23/32	3/32	.13	.13
835-012SR	835-012CSR	1-1/4	2-5/16	2-1/8	2-1/16	3/16	.19	.20
835-015SR	835-015CSR	1-1/2	2-7/16	2-13/32	2-7/16	7/32	.26	.28
835-020SR	835-020CSR	2	2-11/16	3	3-3/32	9/32	.43	.45
835-025SR	835-025CSR	2-1/2	3-1/4	3-9/16	3-9/16	11/32	.68	.70
835-030SR	835-030CSR	3	3-1/2	4-1/4	4-9/32	7/32	.96	1.01
835-040SR	835-040CSR	4	3-31/32	5-7/32	5-7/32	1/4	1.29	1.35
835-060SR	835-060CSR	6	4-31/32	7-5/8	7-21/32	1/4	3.17	3.25

SPECIAL REINFORCED REDUCING FEMALE ADAPTER

Soc x SR Fipt



Part Number		Size	L	M	M1	N	Approx. Wt. (Lbs.)	
PVC	CPVC						PVC	CPVC
835-074SR	835-074CSR	1/2x3/4	1-3/4	1-3/16	1-3/8	7/32	.07	.08
835-101SR	835-101CSR	3/4x1/2	1-7/8	1-3/8	1-3/16	3/16	.07	.08
835-102SR	835-102CSR	3/4x1	2-1/16	1-7/16	1-11/16	7/32	.12	.13
835-130SR	835-130CSR	1x1/2	2	1-11/16	1-3/16	3/16	.11	.11
835-131SR	835-131CSR	1x3/4	2-3/32	1-3/4	1-3/8	1/4	.12	.13

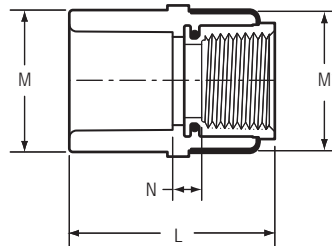
PVC & CPVC SCHEDULE 80 FITTINGS, UNIONS, TANK ADAPTERS, EXPANSION JOINTS & SADDLES



TRANSITION FEMALE ADAPTER

Soc x Metal Fipt

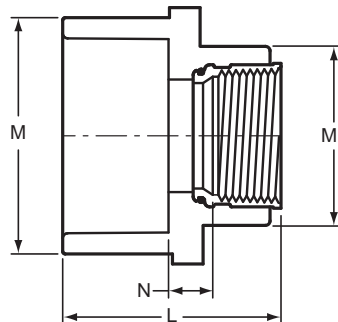
Dimensions Also Applicable to 835-XXXSS



Part Number		Size	L	M	M1	N	Approx. Wt. (Lbs.)	
PVC	CPVC						PVC	CPVC
835-005BR	835-005CBR	1/2	1-25/32	1-5/32	1-7/32	5/8	.11	.12
835-007BR	835-007CBR	3/4	2	1-13/32	1-3/8	5/16	.23	.24
835-010BR	835-010CBR	1	2-9/32	1-23/32	1-23/32	11/32	.35	.37
835-012BR	835-012CBR	1-1/4	2-3/8	2-3/32	2-3/32	5/16	.30	.31
835-015BR	835-015CBR	1-1/2	2-17/32	2-13/32	2-7/16	13/32	.46	.48
835-020BR	835-020CBR	2	2-11/16	2-29/32	3-1/32	15/32	.57	.60

TRANSITION REDUCING FEMALE ADAPTER

Soc x Metal Fipt



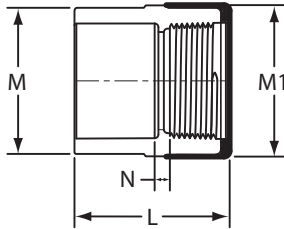
Part Number		Size	L	M	M1	N	Approx. Wt. (Lbs.)	
PVC	CPVC						PVC	CPVC
835-101BR	835-101CBR	3/4x1/2	2-1/32	1-7/16	1-3/16	15/32	.17	.18



PVC & CPVC SCHEDULE 80 FITTINGS, UNIONS, TANK ADAPTERS, EXPANSION JOINTS & SADDLES

ENCAPSULATED SPECIAL REINFORCED FEMALE ADAPTER

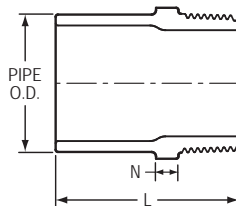
Soc x ESR Fipt



Part Number		Size	L	M	M1	N	Approx. Wt. (Lbs.)	
PVC	CPVC						PVC	CPVC
835-002ESR	835-002CESR	1/4	1-1/2	27/32	29/32	3/32	.04	.05
835-003ESR	835-003CESR	3/8	1-17/32	15/16	1-1/32	3/16	.04	.04
835-005ESR	835-005CESR	1/2	1-7/8	1-3/16	1-9/32	9/32	.08	.07
835-007ESR	835-007CESR	3/4	2	1-13/32	1-15/32	1/8	.10	.11
835-010ESR	835-010CESR	1	2-1/4	1-3/4	1-13/16	1/8	.13	.15
835-012ESR	835-012CESR	1-1/4	2-7/16	2-1/8	2-5/32	3/16	.21	.22
835-015ESR	835-015CESR	1-1/2	2-9/16	2-13/32	2-1/2	1/4	.29	.31
835-020ESR	835-020CESR	2	2-27/32	3	3-3/32	13/32	.46	.49

MALE ADAPTER

Spig x Mipt



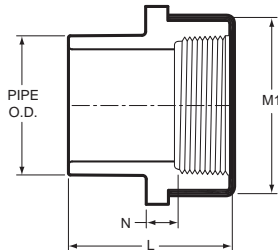
Part Number		Size	L	N	Approx. Wt. (Lbs.)	
PVC	CPVC				PVC	CPVC
861-005	861-005C	1/2	1-13/16	5/16	.03	.03
861-007	861-007C	3/4	1-31/32	5/16	.05	.05
861-010	861-010C	1	2-1/4	9/32	.07	.08
861-012	861-012C	1-1/4	2-9/32	9/32	.11	.13
861-015	861-015C	1-1/2	2-5/8	11/32	.15	.16
861-020	861-020C	2	2-13/16	13/32	.23	.24

PVC & CPVC SCHEDULE 80 FITTINGS, UNIONS, TANK ADAPTERS, EXPANSION JOINTS & SADDLES



SPECIAL REINFORCED SPIGOT FEMALE ADAPTER

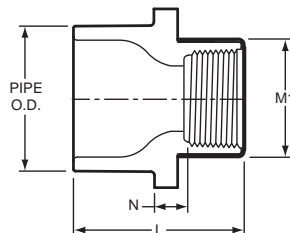
Spig x SR Fipt



Part Number		Size	L	M1	N	Approx. Wt. (Lbs.)	
PVC	CPVC					PVC	CPVC
878-005SR	878-005CSR	1/2	1-3/4	1-7/32	5/32	.06	.06
878-007SR	878-007CSR	3/4	1-15/16	1-3/8	3/16	.07	.08
878-010SR	878-010CSR	1	2-1/4	1-11/16	7/32	.13	.13
878-012SR	878-012CSR	1-1/4	2-15/32	2-1/16	1/4	.18	.19
878-015SR	878-015CSR	1-1/2	2-21/32	2-7/16	9/32	.25	.26
878-020SR	878-020CSR	2	2-13/16	3-1/32	9/32	.37	.40
878-030SR	878-030CSR	3	3-13/16	4-9/32	17/32	.91	.97
878-040SR	878-040CSR	4	4-3/8	5-1/4	5/8	1.36	1.42

SPECIAL REINFORCED REDUCING SPIGOT FEMALE ADAPTER

Spig x SR Fipt



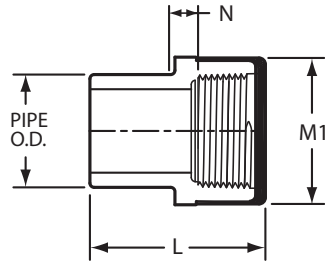
Part Number		Size	L	M1	N	Approx. Wt. (Lbs.)	
PVC	CPVC					PVC	CPVC
878-072SR	878-072CSR	1/2x1/4	1-13/32	27/32	3/16	.03	.03
878-098SR	878-098CSR	3/4x1/4	1-27/32	27/32	7/32	.05	.06
878-128SR	878-128CSR	1x1/4	2-3/8	27/32	21/32	.08	.09



**PVC & CPVC SCHEDULE 80 FITTINGS, UNIONS,
TANK ADAPTERS, EXPANSION JOINTS & SADDLES**

**ENCAPSULATED SPECIAL REINFORCED
SPIGOT FEMALE ADAPTER**

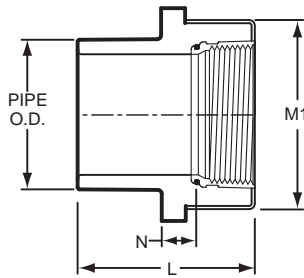
Spig x ESR Fipt



Part Number		Size	L	M1	N	Approx. Wt. (Lbs.)	
PVC	CPVC					PVC	CPVC
878-005ESR	878-005CESR	1/2	1-7/8	1-9/32	3/16	.06	.07
878-007ESR	878-007CESR	3/4	2-1/16	1-15/32	3/8	.09	.09
878-010ESR	878-010CESR	1	2-3/8	1-25/32	11/32	.14	.15
878-012ESR	878-012CESR	1-1/4	2-19/32	2-5/32	5/16	.20	.20
878-015ESR	878-015CESR	1-1/2	2-3/4	2-1/2	13/32	.27	.29
878-020ESR	878-020CESR	2	2-15/16	3-3/32	5/16	.41	.44

TRANSITION FEMALE ADAPTER

Spig x Metal Fipt



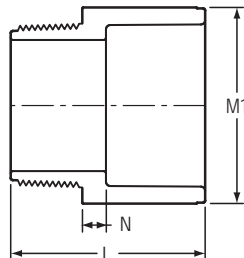
Part Number		Size	L	M1	N	Approx. Wt. (Lbs.)	
PVC	CPVC					PVC	CPVC
878-010BR	---	1	2-13/32	1-23/32	17/32	.24	---

PVC & CPVC SCHEDULE 80 FITTINGS, UNIONS, TANK ADAPTERS, EXPANSION JOINTS & SADDLES



MALE ADAPTER

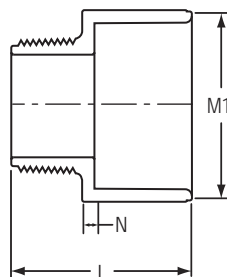
Mipt x Soc



Part Number		Size	L	M1	N	Approx. Wt. (Lbs.)	
PVC	CPVC					PVC	CPVC
836-005	836-005C	1/2	1-13/16	1-3/16	3/16	.04	.05
836-007	836-007C	3/4	1-29/32	1-13/32	1/4	.06	.06
836-010	836-010C	1	2-1/4	1-3/4	7/32	.09	.11
836-012	836-012C	1-1/4	2-1/2	2-1/8	9/32	.15	.16
836-015	836-015C	1-1/2	2-9/16	2-13/32	1/4	.19	.20
836-020	836-020C	2	2-23/32	2-29/32	9/32	.27	.29
836-025	836-025C	2-1/2	3-1/2	3-17/32	13/32	.53	.57
836-030	836-030C	3	3-23/32	4-7/32	3/8	.72	.77
836-040	836-040C	4	4-3/8	5-3/16	1/2	1.13	1.22
836-050F	---	5	6	6-7/16	1-5/8	2.25	---
836-060	836-060C	6	5-7/16	7-1/2	13/16	2.79	3.07
836-080F	836-080CF	8	8-7/16	9-3/4	2-1/2	6.00	5.95
836-100F	836-100CF	10	10-3/8	11-15/16	3-3/16	10.95	10.95
836-120F	836-120CF	12	11-1/8	14-1/8	2-3/4	16.44	19.99

REDUCING MALE ADAPTER

Mipt x Soc



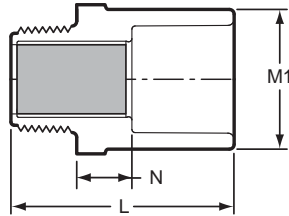
Part Number		Size	L	M1	N	Approx. Wt. (Lbs.)	
PVC	CPVC					PVC	CPVC
836-053	---	3/8x1/2	1-11/16	1-3/16	1/4	.04	---



PVC & CPVC SCHEDULE 80 FITTINGS, UNIONS, TANK ADAPTERS, EXPANSION JOINTS & SADDLES

REINFORCED MALE ADAPTER

Rmpt x Soc

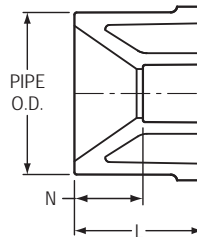


Part Number		Size	L	M1	N	Approx. Wt. (Lbs.)	
PVC	CPVC					PVC	CPVC
836-005R	836-005CR	1/2	2-3/32	1-5/32	9/16	.05	.06
836-007R	836-007CR	3/4	2-1/4	1-3/8	9/16	.08	.09
836-010R	836-010CR	1	2-21/32	1-23/32	11/16	.15	.15

REDUCER BUSHING

Flush Style

Spig x Soc



Part Number		Size	L	N	Approx. Wt. (Lbs.)	
PVC	CPVC				PVC	CPVC
837-052	837-052C	3/8x1/4	31/32	5/16	.01	.01
837-072	837-072C	1/2x1/4	7/8	7/8	.02	.02
837-073	837-073C	1/2x3/8	1-1/8	11/32	.01	.02
837-101	837-101C	3/4x1/2	1-1/8	3/8	.02	.03
837-129 ¹	837-129C ¹	1x3/8	1-5/8	27/32	.09	.10
837-130	837-130C	1x1/2	1-5/8	13/32	.05	.07
837-131	837-131C	1x3/4	1-1/4	1/4	.04	.04
837-166	837-166C	1-1/4x1/2	1-9/16	21/32	.11	.11
837-167	837-167C	1-1/4x3/4	1-7/16	7/16	.09	.12
837-168	837-168C	1-1/4x1	1-19/32	15/32	.08	.09
837-209	837-209C	1-1/2x1/2	1-23/32	13/16	.17	.18
837-210	837-210C	1-1/2x3/4	1-3/4	11/16	.19	.19
837-211	837-211C	1-1/2x1	1-17/32	13/32	.11	.15
837-212	837-212C	1-1/2x1-1/4	1-9/16	5/16	.06	.07
837-247	837-247C	2x1/2	1-29/32	1	.25	.30
837-248	837-248C	2x3/4	1-15/16	1	.26	.27

¹ Outlet sized with bushing

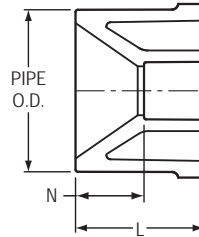
PVC & CPVC SCHEDULE 80 FITTINGS, UNIONS, TANK ADAPTERS, EXPANSION JOINTS & SADDLES



REDUCER BUSHING (continued)

Flush Style

Spig x Soc



Part Number		Size	L	N	Approx. Wt. (Lbs.)	
PVC	CPVC				PVC	CPVC
837-249	837-249C	2x1	1-29/32	13/16	.26	.28
837-250	837-250C	2x1-1/4	1-11/16	7/16	.20	.23
837-251	837-251C	2x1-1/2	1-3/4	11/32	.15	.16
837-287 ¹	---	2-1/2x1/2	2-1/2	1-1/2	.54	---
837-288 ¹	---	2-1/2x3/4	2-17/32	1-15/32	.55	---
837-289	837-289C	2-1/2x1	1-31/32	13/16	.36	.53
837-290	837-290C	2-1/2x1-1/4	2-5/32	31/32	.43	.46
837-291	837-291C	2-1/2x1-1/2	2-13/32	1	.41	.43
837-292	837-292C	2-1/2x2	2	7/16	.22	.28
837-334 ¹	837-334C ¹	3x3/4	2-9/16	1-17/32	.71	.74
837-335	837-335C	3x1	2-9/32	1-5/32	.67	.70
837-336	837-336C	3x1-1/4	2-1/4	1	.63	.70
837-337	837-337C	3x1-1/2	2-1/4	7/8	.63	.67
837-338	837-338C	3x2	2-7/32	9/16	.47	.65
837-339	837-339C	3x2-1/2	2-1/8	5/16	.34	.41
837-417 ¹	---	4x1	3-1/16	1-1/8	1.31	---
837-418 ¹	837-418C ¹	4x1-1/4	3-9/16	1-11/16	1.33	1.38
837-419 ¹	---	4x1-1/2	4-7/8	3-7/16	1.23	---
837-420	837-420C	4x2	2-5/8	1-1/8	1.10	1.13
837-421	---	4x2-1/2	2-13/16	13/32	1.00	---
837-422	837-422C	4x3	2-21/32	25/32	.81	.86
837-490	---	5x4	2-15/16	11/16	1.29	---
837-490F	837-490CF	5x4	3-1/4	1	1.41	1.50
837-524 ¹	---	6x3/4	4-1/2	3-1/2	3.45	---
837-526 ¹	---	6x1-1/4	4-7/16	2-3/4	3.22	---
837-528	837-528C	6x2	3-9/32	1-25/32	2.52	2.64
837-530	837-530C	6x3	3-9/32	1-13/32	2.65	2.76
837-532	837-532C	6x4	4	1-23/32	2.03	3.01
837-533F	837-533CF	6x5	3	3/8	1.76	1.94
837-534	---	6x5	3-9/32	5/8	1.70	---
837-578 ¹	837-578C ¹	8x2	4-15/16	3-3/8	8.64	8.99
837-580 ¹	837-580C ¹	8x3	5-1/8	3-1/4	8.68	8.81

¹ Outlet sized with bushing

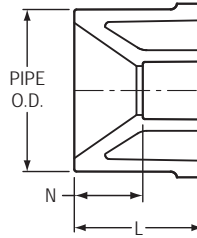


PVC & CPVC SCHEDULE 80 FITTINGS, UNIONS, TANK ADAPTERS, EXPANSION JOINTS & SADDLES

REDUCER BUSHING (continued)

Flush Style

Spig x Soc



Part Number		Size	L	N	Approx. Wt. (Lbs.)	
PVC	CPVC				PVC	CPVC
837-582	837-582C	8x4	4-1/4	2-1/16	8.32	9.01
837-585	837-585C	8x6	4-3/8	1-3/8	5.02	5.15
837-624 ¹	837-624C ¹	10x4	6	3-3/4	10.56	11.36
837-626	837-626C	10x6	5-7/16	2-13/32	7.89	8.41
837-628	837-628C	10x8	6-7/16	1-15/16	5.84	10.84
837-666	---	12x6	7	4	15.51	---
837-666F	837-666CF	12x6	6-1/2	3	15.31	19.45
837-668	837-668C	12x8	6-7/8	2-7/16	9.78	10.95
837-670	---	12x10	6-7/16	1-13/32	12.38	---
837-670F	837-670CF	12x10	6	3/4	11.04	11.78
837-696F	---	14x6	7-1/2	4-1/2	27.16	---
837-698F	837-698CF	14x8	7-1/2	3	32.31	32.02
837-700F	---	14x10	7-1/2	2-1/2	22.30	---
---	837-700CF	14x10	7	1-3/4	---	22.64
837-702F	837-702CF	14x12	7	1	9.36	9.40
837-756F	837-756CF	16x6	8-3/4	5-3/4	44.23	67.03
837-758F	---	16x8	8-7/16	4-7/16	46.90	---
837-760F	---	16x10	8-1/2	3-1/2	39.12	---
---	837-760CF	16x10	8	2-3/4	---	44.88
837-762F	837-762CF	16x12	8	2	28.08	57.92
837-764F	837-764CF	16x14	8	1	18.37	20.00
837-788F	---	18x8	9-3/4	5-1/4	70.33	---
837-790F	---	18x10	9	4	65.20	---
837-792F	---	18x12	9	3	49.70	---
837-794F	---	18x14	9	2	40.70	---
837-796F	---	18x16	9	1	24.10	---
837-818F	---	20x8	10	6	125.96	---
837-820F	---	20x10	10	5	94.18	---
837-822F	---	20x12	10	4	83.14	---
837-826F	---	20x16	10	2	55.07	---
837-828F	---	20x18	10	1	33.04	---
837-910F	---	24x10	12	6	173.68	---
837-912F	---	24x12	12	5	159.41	---
837-914F	---	24x14	12	4	80.35	---

¹ Outlet sized with bushing

PVC & CPVC SCHEDULE 80 FITTINGS, UNIONS, TANK ADAPTERS, EXPANSION JOINTS & SADDLES

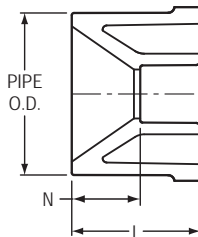


REDUCER BUSHING

(continued)

Flush Style

Spig x Soc

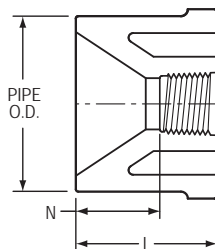


Part Number		Size	L	N	Approx. Wt. (Lbs.)	
PVC	CPVC				PVC	CPVC
837-916F	---	24x16	12	3	134.57	---
837-918F	---	24x18	12	2	112.54	---
837-920F	---	24x20	12	1	79.50	---

REDUCER BUSHING

Flush Style

Spig x Fipt

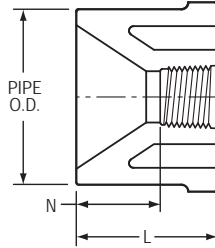


Part Number		Size	L	N	Approx. Wt. (Lbs.)	
PVC	CPVC				PVC	CPVC
838-052	838-052C	3/8x1/4	31/32	7/16	.01	.01
838-071	838-071C	1/2x1/8	1-3/32	11/16	.02	.02
838-072	838-072C	1/2x1/4	1	7/8	.02	.02
838-073	838-073C	1/2x3/8	1-3/32	17/32	.02	.02
838-098	838-098C	3/4x1/4	1-7/32	5/8	.04	.04
838-099	838-099C	3/4x3/8	1-1/4	21/32	.04	.04
838-101	838-101C	3/4x1/2	1-1/4	7/16	.03	.03
838-127	---	1x1/8	1-3/8	5/8	.07	---
838-129	838-129C	1x3/8	1-13/32	19/32	.07	.07
838-130	838-130C	1x1/2	1-5/32	21/32	.06	.06
838-131	838-131C	1x3/4	1-3/8	21/32	.05	.06
838-166	838-166C	1-1/4x1/2	1-1/2	13/16	.11	.12
838-167	838-167C	1-1/4x3/4	1-9/16	27/32	.11	.12
838-168	838-168C	1-1/4x1	1-17/32	5/8	.08	.09
838-206	---	1-1/2x1/8	1-11/16	1-1/4	.15	---



PVC & CPVC SCHEDULE 80 FITTINGS, UNIONS, TANK ADAPTERS, EXPANSION JOINTS & SADDLES

REDUCER BUSHING (continued) Flush Style Spig x Fipt



Part Number		Size	L	N	Approx. Wt. (Lbs.)	
PVC	CPVC				PVC	CPVC
838-207	838-207C	1-1/2x1/4	1-9/16	1-3/16	.13	.14
838-209	838-209C	1-1/2x1/2	1-11/16	31/32	.17	.17
838-210	838-210C	1-1/2x3/4	1-3/4	31/32	.17	.18
838-211	838-211C	1-1/2x1	1-11/16	13/16	.14	.16
838-212	838-212C	1-1/2x1-1/4	1-9/16	9/16	.07	.10
838-247	838-247C	2x1/2	1-29/32	1-1/8	.28	.26
838-248	838-248C	2x3/4	1-7/8	1-5/32	.26	.27
838-249	838-249C	2x1	1-29/32	1	.25	.27
838-250	838-250C	2x1-1/4	1-29/32	29/32	.23	.25
838-251	838-251C	2x1-1/2	1-9/16	5/8	.14	.20
838-287	838-287C	2-1/2x1/2	2-3/8	1-21/32	.41	.46
838-288	838-288C	2-1/2x3/4	2-7/16	1-5/8	.45	.48
838-289	838-289C	2-1/2x1	2-13/32	1-13/32	.45	.48
838-290	838-290C	2-1/2x1-1/4	2-13/32	1-3/8	.42	.45
838-291	838-291C	2-1/2x1-1/2	2-3/8	1-13/32	.47	.50
838-292	838-292C	2-1/2x2	2-13/32	1-3/8	.31	.33
838-334	838-334C	3x3/4	2-29/32	1-1/2	.57	.61
838-335	838-335C	3x1	2-1/4	1-3/8	.62	.62
838-336	838-336C	3x1-1/4	2-1/4	1-3/8	.57	.61
838-337	838-337C	3x1-1/2	2-1/4	1-5/8	.59	.62
838-338	838-338C	3x2	2-3/16	1-7/32	.63	.58
838-339	838-339C	3x2-1/2	2-13/32	27/32	.46	.50
838-419	---	4x1-1/2	3-3/16	2-5/16	1.44	---
838-420	838-420C	4x2	2-11/16	1-21/32	1.10	1.20
838-421	838-421C	4x2-1/2	2-21/32	1-1/8	1.08	1.10
838-422	838-422C	4x3	2-5/8	1	.86	.85
838-528	838-528C	6x2	3-1/4	2-9/32	2.61	2.80
838-530	838-530C	6x3	3-9/32	1-7/8	2.71	2.85
838-532	838-532C	6x4	3-1/2	2	2.54	3.00

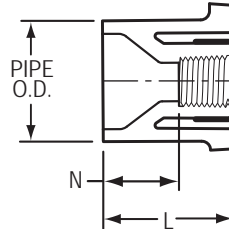
PVC & CPVC SCHEDULE 80 FITTINGS, UNIONS, TANK ADAPTERS, EXPANSION JOINTS & SADDLES



SPECIAL REINFORCED REDUCER BUSHING

Flush Style

Spig x SR Fipt

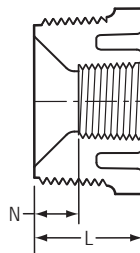


Part Number		Size	L	N	Approx. Wt. (Lbs.)	
PVC	CPVC				PVC	CPVC
838-128SR	838-128CSR	1x1/4	1-3/8	27/32	.06	.07
838-166SR	---	1-1/4x1/2	1-7/16	3/4	.11	---
838-207SR	838-207CSR	1-1/2x1/4	1-9/16	1	.13	.14
838-209SR	838-209CSR	1-1/2x1/2	1-23/32	31/32	.16	.18
838-210SR	838-210CSR	1-1/2x3/4	1-21/32	31/32	.15	.15
838-247SR	838-247CSR	2x1/2	1-29/32	1-5/32	.25	.25
838-248SR	838-248CSR	2x3/4	1-29/32	1-5/32	.26	.28
838-249SR	828-249CSR	2x1	1-7/8	31/32	.26	.27
838-334SR	828-334CSR	3x3/4	2-1/4	1-1/2	.57	.62
838-335SR	838-335CSR	3x1	2-1/4	1-3/8	.58	.63
838-336SR	838-336CSR	3x1-1/4	2-1/4	1-5/16	.57	.63
838-337SR	838-337CSR	3x1-1/2	2-1/4	1-3/8	.58	.64
838-528SR	838-528CSR	6x2	3-5/16	2-9/32	2.60	2.72
838-530SR	838-530CSR	6x3	3-9/32	1-7/8	2.74	2.83
838-532SR	838-532CSR	6x4	3-1/2	1-15/16	2.59	2.62

REDUCER T.T. BUSHING

Flush Style

Mipt x Fipt



Part Number		Size	L	N	Approx. Wt. (Lbs.)	
PVC	CPVC				PVC	CPVC
839-052	839-052C	3/8x1/4	13/16	1/8	.01	.01
839-072	839-072C	1/2x1/4	29/32	9/32	.02	.02

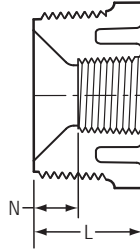


PVC & CPVC SCHEDULE 80 FITTINGS, UNIONS, TANK ADAPTERS, EXPANSION JOINTS & SADDLES

REDUCER T.T. BUSHING (continued)

Flush Style

Mipt x Fipt



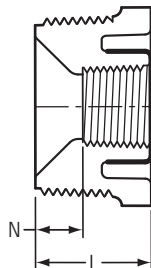
Part Number		Size	L	N	Approx. Wt. (Lbs.)	
PVC	CPVC				PVC	CPVC
839-073	839-073C	1/2x3/8	7/8	5/16	.01	.01
839-098	839-098C	3/4x1/4	1-1/32	7/16	.03	.04
839-099	839-099C	3/4x3/8	1-1/32	7/16	.03	.03
839-101	839-101C	3/4x1/2	29/32	3/16	.02	.02
839-128	839-128C	1x1/4	1-1/8	17/32	.05	.06
839-129	839-129C	1x3/8	1-1/4	11/16	.05	.06
839-130	839-130C	1x1/2	1-1/4	9/16	.06	.06
839-131	839-131C	1x3/4	1-1/8	3/8	.03	.04
839-166	839-166C	1-1/4x1/2	1-9/32	5/8	.09	.09
839-167	839-167C	1-1/4x3/4	1-9/32	5/8	.08	.09
839-168	839-168C	1-1/4x1	1-9/32	11/32	.06	.06
839-209	839-209C	1-1/2x1/2	1-7/32	1/2	.12	.13
839-210	839-210C	1-1/2x3/4	1-1/4	13/32	.10	.10
839-211	839-211C	1-1/2x1	1-11/32	1/2	.11	.11
839-212	839-212C	1-1/2x1-1/4	1-11/32	3/8	.07	.07
839-247	839-247C	2x1/2	1-11/32	5/8	.19	.20
839-248	839-248C	2x3/4	1-7/16	11/16	.18	.20
839-249	839-249C	2x1	1-5/16	1/2	.19	.20
839-250	839-250C	2x1-1/4	1-7/16	15/32	.17	.18
839-251	839-251C	2x1-1/2	1-7/16	7/16	.14	.14
839-292	839-292C	2-1/2x2	1-31/32	29/32	.24	.25
839-337	839-337C	3x1-1/2	2-1/32	1-1/16	.56	.59
839-338	839-338C	3x2	2-1/32	31/32	.51	.56
839-339	839-339C	3x2-1/2	2-1/32	15/32	.38	.41
839-420	839-420C	4x2	1-15/16	29/32	.81	.83
839-422	839-422C	4x3	2-1/8	1/2	.71	.74

PVC & CPVC SCHEDULE 80 FITTINGS, UNIONS, TANK ADAPTERS, EXPANSION JOINTS & SADDLES



SPECIAL REINFORCED REDUCER T.T. BUSHING

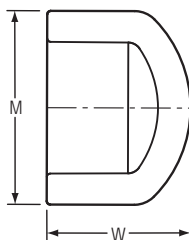
Mipt x SR Fipt



Part Number		Size	L	N	Approx. Wt. (Lbs.)	
PVC	CPVC				PVC	CPVC
839-209SR	839-209CSR	1-1/2x1/2	1-7/32	9/16	.11	.11
839-210SR	839-210CSR	1-1/2x3/4	1-7/32	1/2	.11	.11
839-247SR	839-247CSR	2x1/2	1-11/32	5/16	.20	.21
839-249SR	839-249CSR	2x1	1-5/16	1/2	.18	.20
839-420SR	839-420CSR	4x2	1-15/16	15/16	.84	.84

CAP

Soc

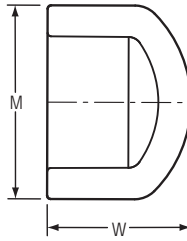


Part Number		Size	M	W	Approx. Wt. (Lbs.)	
PVC	CPVC				PVC	CPVC
847-002	847-002C	1/4	13/16	15/16	.01	.01
847-003	847-003C	3/8	31/32	1-1/8	.02	.02
847-005	847-005C	1/2	1-3/16	1-7/32	.03	.03
847-007	847-007C	3/4	1-3/8	1-13/32	.05	.05
847-010	847-010C	1	1-11/16	1-19/32	.08	.08
847-012	847-012C	1-1/4	2-3/32	1-27/32	.16	.13
847-015	847-015C	1-1/2	2-11/32	2	.16	.17
847-020	847-020C	2	2-27/32	2-9/32	.35	.37
847-025	847-025C	2-1/2	3-9/16	2-11/16	.50	.52
847-030	847-030C	3	4-5/32	3-1/32	.70	.93
847-040	847-040C	4	5-7/32	3-9/16	1.43	1.46
847-060	847-060C	6	7-1/2	4-7/8	3.17	3.30



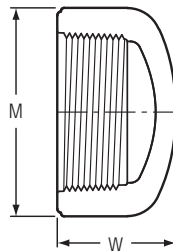
PVC & CPVC SCHEDULE 80 FITTINGS, UNIONS, TANK ADAPTERS, EXPANSION JOINTS & SADDLES

CAP (continued)
Soc



Part Number		Size	M	W	Approx. Wt. (Lbs.)	
PVC	CPVC				PVC	CPVC
847-080	847-080C	8	9-11/16	6-1/2	6.07	6.36
847-100F	847-100CF	10	12-1/4	6	8.26	9.12
847-120F	847-120CF	12	14-1/4	6-7/8	11.30	11.72
847-140F	847-140CF	14	15-9/16	8	14.65	16.54
847-160F	847-160CF	16	17-3/4	8-3/4	23.44	24.52
847-180F	---	18	19-7/8	9-1/4	28.88	---
847-200F	---	20	21-7/8	13	49.05	---
847-240F	---	24	26-1/2	18	69.76	---

CAP
Fipt



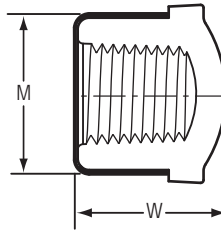
Part Number		Size	M	W	Approx. Wt. (Lbs.)	
PVC	CPVC				PVC	CPVC
848-002	848-002C	1/4	29/32	15/16	.02	.02
848-003	848-003C	3/8	31/32	29/32	.02	.02
848-005	848-005C	1/2	1-5/16	1-3/32	.04	.05
848-007	848-007C	3/4	1-17/32	1-7/32	.06	.06
848-010	848-010C	1	1-27/32	1-15/32	.10	.11
848-012	848-012C	1-1/4	2-7/32	1-17/32	.14	.15
848-015	848-015C	1-1/2	2-17/32	1-5/8	.19	.20
848-020	848-020C	2	3-5/32	1-25/32	.29	.30
848-025	848-025C	2-1/2	3-5/8	2-7/16	.54	.58
848-030	848-030C	3	4-3/8	2-7/16	.90	.94
848-040	848-040C	4	5-7/16	3-1/16	1.32	1.45
848-060F	848-060CF	6	7-1/4	4-3/8	2.07	6.18
848-080F	848-080CF	8	9-3/8	4-3/8	3.62	10.07

PVC & CPVC SCHEDULE 80 FITTINGS, UNIONS, TANK ADAPTERS, EXPANSION JOINTS & SADDLES



SPECIAL REINFORCED CAP

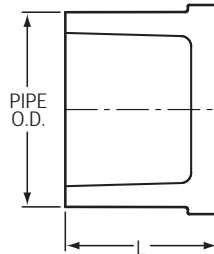
SR Fipt



Part Number		Size	M	W	Approx. Wt. (Lbs.)	
PVC	CPVC				PVC	CPVC
848-002SR	848-002CSR	1/4	27/32	27/32	.02	.02
848-003SR	848-003CSR	3/8	31/32	29/32	.03	.03
848-005SR	---	1/2	1-3/16	1-1/8	.04	---
848-030SR	848-030CSR	3	4-9/32	2-7/16	.79	.84

PLUG

Spig



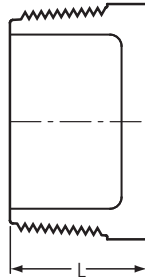
Part Number		Size	L	Approx. Wt. (Lbs.)	
PVC	CPVC			PVC	CPVC
849-005	---	1/2	1-5/32	.03	---
849-007	---	3/4	1-1/4	.04	---
849-010	849-010C	1	1-3/8	.06	.07
849-012	---	1-1/4	1-17/32	.10	---
849-015	---	1-1/2	1-11/16	.13	---
849-020	849-020C	2	1-7/8	.21	.24
849-030F	849-030CF	3	5-5/8	1.63	1.42
849-040F	849-040CF	4	6-1/2	2.76	3.00
849-060F	849-060CF	6	9-5/8	6.71	8.59



**PVC & CPVC SCHEDULE 80 FITTINGS, UNIONS,
TANK ADAPTERS, EXPANSION JOINTS & SADDLES**

PLUG

Mipt



Part Number		Size	L	Approx. Wt. (Lbs.)	
PVC	CPVC			PVC	CPVC
850-002	850-002C	1/4	23/32	.01	.01
850-003	850-003C	3/8	13/16	.01	.01
850-005	850-005C	1/2	7/8	.02	.02
850-007	850-007C	3/4	7/8	.02	.03
850-010	850-010C	1	1-1/4	.06	.06
850-012	850-012C	1-1/4	1-9/32	.08	.08
850-015	850-015C	1-1/2	1-7/32	.10	.11
850-020	850-020C	2	1-7/16	.18	.20
850-025	850-025C	2-1/2	1-25/32	.30	.33
850-030	850-030C	3	1-7/8	.46	.50
850-040	850-040C	4	2-3/32	.77	.79
850-060	850-060C	6	2-3/32	1.70	1.70
850-080F	850-080CF	8	10-1/4	11.45	12.39
850-100F	850-100CF	10	9-5/8	16.22	16.81

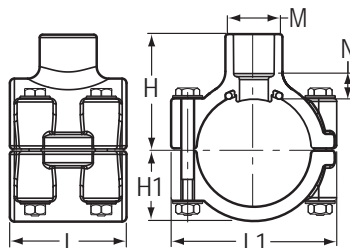
PVC & CPVC SCHEDULE 80 FITTINGS, UNIONS, TANK ADAPTERS, EXPANSION JOINTS & SADDLES



CLAMP-ON SADDLE x SOCKET SINGLE OUTLET

Dimensions Also Applicable to
866S-XXX, 866V-XXX & 866SV-XXX

2" - 4" 235 psi @ 73°F
6" 200 psi @ 73°F
8" - 12" 150 psi @ 73°F



Part Number		Size	H	H1	L	L1	M	N	Approx. Wt. (Lbs.)	
PVC	CPVC								PVC	CPVC
866-247	866-247C	2x1/2	2-3/8	1-1/2	2-7/16	3-7/16	1-3/16	5/16	.56	.59
866-248	866-248C	2x3/4	2-1/2	1-1/2	2-7/16	3-7/16	1-3/8	5/16	.57	.60
866-249	866-249C	2x1	2-5/8	1-1/2	2-7/16	3-7/16	1-11/16	5/16	.40	.62
866-250	866-250C	2x1-1/4	2-3/4	1-1/2	2-7/16	3-7/16	2-1/16	5/16	.61	.64
866-251	866-251C	2x1-1/2	2-15/16	1-1/2	2-7/16	3-7/16	2-3/8	5/16	.65	.70
866-291	866-291C	2-1/2x1-1/2	3-3/16	1-11/16	4-1/16	4	2-3/8	3/8	1.02	1.09
866-333 ¹	866-333C ¹	3x1/2	3-5/16	2-1/16	3	4-5/8	1-3/8	13/16	.88	.92
866-334	866-334C	3x3/4	3-1/16	2-1/16	3	4-5/8	1-3/8	9/32	.85	.89
866-335	866-335C	3x1	3-3/16	2-1/16	3	4-5/8	1-11/16	5/16	.87	.91
866-336 ¹	866-336C ¹	3x1-1/4	4-1/32	2-1/16	4-3/32	4-5/8	3	1-1/32	1.48	1.56
866-337 ¹	866-337C ¹	3x1-1/2	4-1/32	2-1/16	4-3/32	4-5/8	3	29/32	1.41	1.52
866-338	866-338C	3x2	3-5/8	2-1/16	4-3/32	4-5/8	3	3/8	1.24	1.31
866-415 ¹	866-415C ¹	4x1/2	4-3/32	2-5/8	3	5-9/16	2-3/8	31/32	1.31	1.38
866-416 ¹	866-416C ¹	4X3/4	4-3/32	2-5/8	3	5-9/16	2-3/8	27/32	1.29	1.35
866-417	866-417C	4x1	3-13/16	2-5/8	3	5-5/8	1-11/16	7/16	1.24	1.31
866-418 ¹	866-418C ¹	4x1-1/4	4-13/32	2-5/8	4-3/32	5-5/8	2-3/8	29/32	1.70	1.80
866-419	866-419C	4x1-1/2	4-1/8	2-5/8	4-3/32	5-9/16	2-3/8	1/2	1.63	1.72
866-420	866-420C	4x2	4-3/16	2-5/8	4-1/8	5-5/8	3	7/16	1.69	1.79
866-421 ¹	866-421C ¹	4x2-1/2	5	2-5/8	5-7/16	5-23/32	4-9/32	3/4	2.78	2.95
866-422	866-422C	4x3	4-5/8	2-19/32	5-7/16	5-11/16	4-1/4	1/2	2.39	2.57
866-523 ¹	866-523C ¹	6x1/2	5-13/32	3-7/8	3	7-3/4	1-11/16	1-7/32	2.35	2.50
866-524 ¹	866-524C ¹	6x3/4	5-7/16	3-7/8	3	7-3/4	1-11/16	1-1/8	2.33	2.47
866-525	866-525C	6x1	5-1/8	3-7/8	3	7-15/16	1-11/16	11/16	2.29	2.43
866-526 ¹	866-526C ¹	6x1-1/4	5-15/16	3-7/8	4-1/8	7-3/4	3	1-3/8	3.28	3.48
866-527 ¹	866-527C ¹	6x1-1/2	5-15/16	3-7/8	4-1/8	7-3/4	3	1-1/4	3.22	3.43
866-528	866-528C	6x2	5-1/2	3-7/8	4-1/8	7-3/4	3	11/16	3.04	3.23
866-529 ¹	866-529C ¹	6x2-1/2	6-7/16	3-7/8	6	7-15/16	4-1/4	1-1/8	4.73	5.02
866-530	866-530C	6x3	5-15/16	3-7/8	6	7-15/16	4-1/4	25/32	4.35	4.61
866-532	866-532C	6x4	6	3-29/32	6	7-15/16	5-3/16	5/8	5.09	5.49

¹ Outlet sized with bushing

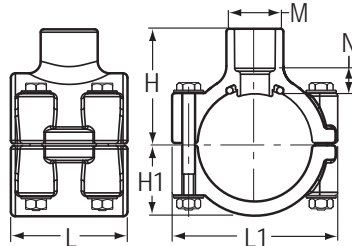


PVC & CPVC SCHEDULE 80 FITTINGS, UNIONS, TANK ADAPTERS, EXPANSION JOINTS & SADDLES

CLAMP-ON SADDLE x SOCKET (continued) SINGLE OUTLET

Dimensions Also Applicable to
866S-XXX, 866V-XXX & 866SV-XXX

2" - 4" 235 psi @ 73°F
6" 200 psi @ 73°F
8" - 12" 150 psi @ 73°F



Part Number		Size	H	H1	L	L1	M	N	Approx. Wt. (Lbs.)	
PVC	CPVC								PVC	CPVC
866-573 ¹	866-573C ¹	8x1/2	7-3/4	4-7/8	9-1/2	8-1/2	5-5/16	1-1/2	---	---
866-574 ¹	866-574C ¹	8x3/4	8-3/32	4-7/8	8-1/2	10-1/8	5-1/4	2-3/4	---	---
866-575 ¹	866-575C ¹	8x1	8-3/32	4-7/8	8-1/2	10-1/8	5-1/4	2-5/8	---	---
866-576 ¹	866-576C ¹	8x1-1/4	8-3/32	4-7/8	8-1/2	10-1/8	5-1/4	2-1/2	---	---
866-577 ¹	866-577C ¹	8x1-1/2	8-3/32	4-7/8	8-1/2	10-1/8	5-1/4	2-3/8	---	---
866-578 ¹	866-578C ¹	8x2	7-11/16	4-7/8	8-1/2	10-1/8	5-1/4	1-7/8	---	---
866-579 ¹	866-579C ¹	8x2-1/2	8-5/32	4-7/8	8-15/32	10	5-7/32	2-1/2	5.24	---
866-580 ¹	866-580C ¹	8x3	7-1/16	4-7/8	8-1/2	10-1/8	5-1/4	1-7/16	---	---
866-582	866-582C	8x4	7-5/16	4-7/8	8-1/2	10-1/8	5-1/4	11/16	4.07	4.38
866-585	866-585C	8x6	8-3/32	4-7/8	8-1/2	10-1/8	7-5/8	11/16	9.80	9.30
866-621 ¹	866-621C ¹	10x2	8-7/8	6-1/32	8-1/2	12-5/16	5-1/4	1-15/16	---	---
866-624	866-624C	10x4	8-15/32	6-1/32	8-1/2	12-5/16	5-1/4	13/16	---	---
866-626	866-626C	10x6	9-9/32	6-1/32	8-1/2	12-5/16	7-5/8	13/16	---	---
866-664	866-664C	12x4	9-9/16	7-5/32	8-1/2	14-5/16	5-1/4	7/8	---	---
866-666	866-666C	12x6	10-3/8	7-5/32	8-1/2	14-5/16	7-5/8	7/8	---	---

¹ Outlet sized with bushing

- 1) Clamp On Saddle Standard Hardware: Zinc Bolts w/EPDM O-ring Seal
e.g. Part Number 866-247 = 2x1/2 PVC Clamp On Saddle, Socket, EPDM O-ring, Zinc Bolts.
- 2) Clamp On Saddles w/Stainless Steel (SS) Bolts, Add The Letter "S" Before The Dash.
e.g. Part Number 866S-247 = 2x1/2 PVC Clamp On Saddle, Socket, EPDM O-ring, Stainless Steel Bolts.
- 3) Clamp On Saddles w/Viton® O-ring Seal, Add The Letter "V" Before The Dash.
e.g. Part Number 866V-247 = 2x1/2 PVC Clamp-On Saddle, Socket, Viton® O-ring, Zinc Bolts.
- 4) Clamp-On Saddles w/Stainless Steel Bolts & Viton® O-ring Seal, Add The Letter "SV" Before The Dash.
e.g. Part Number 866SV-247 = 2x1/2 PVC Clamp On Saddle, Socket Viton® O-ring, Stainless Steel Bolts.

Viton® is registered trademark of DuPont Dow Elastomers.

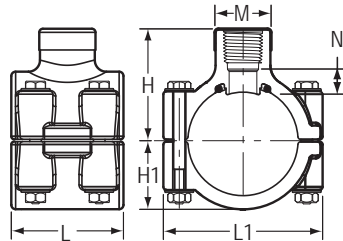
PVC & CPVC SCHEDULE 80 FITTINGS, UNIONS, TANK ADAPTERS, EXPANSION JOINTS & SADDLES



CLAMP-ON SADDLE x SR FIPT SINGLE OUTLET

Dimensions Also Applicable to
867S-XXXSR, 867V-XXXSR & 867SV-XXXSR

2" - 4" 235 psi @ 73°F
6" 200 psi @ 73°F
8" - 12" 150 psi @ 73°F



Part Number		Size	H	H1	L	L1	M	N	Approx. Wt. (Lbs.)	
PVC	CPVC								PVC	CPVC
867-247SR	867-247CSR	2x1/2	2-3/8	1-1/2	2-7/16	3-7/16	1-3/16	5/16	.56	.59
867-248SR	867-248CSR	2x3/4	2-1/2	1-1/2	2-7/16	3-7/16	1-3/8	5/8	.57	.60
867-249SR	867-249CSR	2x1	2-5/8	1-1/2	2-7/16	3-7/16	1-11/16	9/16	.40	.62
867-250SR	867-250CSR	2x1-1/4	2-3/4	1-1/2	2-7/16	3-7/16	2-1/16	11/16	.61	.64
867-251SR	867-251CSR	2x1-1/2	2-15/16	1-1/2	2-7/16	3-7/16	2-3/8	3/4	.65	.70
867-291SR	867-291CSR	2-1/2x1-1/2	3-3/16	1-11/16	4-1/16	4	2-3/8	13/16	1.02	1.09
867-333SR ¹	867-333CSR ¹	3x1/2	3-5/16	2-1/16	3	4-5/8	1-3/8	15/16	.89	.93
867-334SR	867-334CSR	3x3/4	3-1/16	2-1/16	3	4-5/8	1-3/8	9/16	.87	.91
867-335SR	867-335CSR	3x1	3-3/16	2-1/16	3	4-5/8	1-11/16	9/16	.89	.93
867-336SR ¹	867-336CSR ¹	3x1-1/4	4-1/32	2-1/16	4-3/32	4-5/8	3	1-5/16	1.51	1.61
867-337SR ¹	867-337CSR ¹	3x1-1/2	4-1/32	2-1/16	4-3/32	4-5/8	3	2-11/16	1.47	1.56
867-338SR	867-338CSR	3x2	3-5/8	2-1/16	4-3/32	4-5/8	3	7/8	1.36	1.40
867-415SR ¹	867-415CSR ¹	4x1/2	4-3/32	2-5/8	3	5-9/16	2-3/8	1-1/8	1.32	1.39
867-416SR ¹	867-416CSR ¹	4X3/4	4-3/32	2-5/8	3	5-9/16	2-3/8	1-1/8	1.31	1.38
867-417SR	867-417CSR	4x1	3-13/16	2-5/8	3	5-5/8	1-11/16	11/16	1.26	1.33
867-418SR ¹	867-418CSR ¹	4x1-1/4	4-13/32	2-5/8	4-3/32	5-5/8	2-3/8	1-7/32	1.75	1.85
867-419SR ¹	867-419CSR ¹	4x1-1/2	4-1/8	2-5/8	4-3/32	5-9/16	2-3/8	15/16	1.68	1.78
867-420SR	867-420CSR	4x2	4-3/16	2-5/8	4-1/8	5-5/8	3	15/16	1.78	1.87
867-421SR ¹	867-421CSR ¹	4x2-1/2	5	2-5/8	5-7/16	5-23/32	4-9/32	1-7/32	2.91	3.13
867-422SR	867-422CSR	4x3	4-5/8	2-19/32	5-7/16	5-11/16	4-1/4	31/32	2.53	2.69
867-523SR ¹	867-523CSR ¹	6x1/2	5-13/32	3-7/8	3	7-3/4	1-11/16	1-3/8	2.37	2.50
867-524SR ¹	867-524CSR ¹	6x3/4	5-7/16	3-7/8	3	7-3/4	1-11/16	1-3/8	2.35	2.50
867-525SR	867-525CSR	6x1	5-1/8	3-7/8	3	7-15/16	1-11/16	15/16	2.31	2.45
867-526SR ¹	867-526CSR ¹	6x1-1/4	5-15/16	3-7/8	4-1/8	7-3/4	3	1-11/16	3.31	3.52
867-527SR ¹	867-527CSR ¹	6x1-1/2	5-15/16	3-7/8	4-1/8	7-3/4	3	1-3/4	3.27	3.48
867-528SR	867-528CSR	6x2	5-1/2	3-7/8	4-1/8	7-3/4	3	1-7/32	3.13	3.32
867-529SR ¹	867-529CSR ¹	6x2-1/2	6-7/16	3-7/8	6	7-15/16	4-1/4	1-9/16	4.87	5.17
867-530SR	867-530CSR	6x3	5-15/16	3-7/8	6	7-15/16	4-1/4	1-1/4	4.46	4.78
867-532SR	867-532CSR	6x4	6	3-29/32	6	7-15/16	5-3/16	1-3/8	5.44	5.78

¹ Outlet sized with bushing

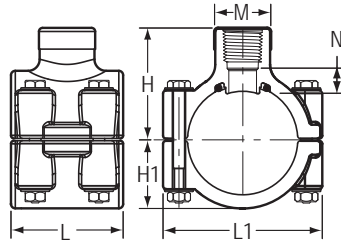


PVC & CPVC SCHEDULE 80 FITTINGS, UNIONS, TANK ADAPTERS, EXPANSION JOINTS & SADDLES

CLAMP-ON SADDLE x SR FIPT SINGLE OUTLET (continued)

Dimensions Also Applicable to
867S-XXXSR, 867V-XXXSR & 867SV-XXXSR

2" - 4" 235 psi @ 73°F
6" 200 psi @ 73°F
8" - 12" 150 psi @ 73°F



Part Number		Size	H	H1	L	L1	M	N	Approx. Wt. (Lbs.)	
PVC	CPVC								PVC	CPVC
867-573SR	867-573CSR	8x1/2	8-3/32	4-7/8	8-1/2	10-1/8	5-1/4	3	---	---
867-574SR ¹	867-574CSR ¹	8x3/4	8-3/32	4-7/8	8-1/2	10-1/8	5-1/4	3	---	---
867-575SR	867-575CSR	8x1	8-3/32	4-7/8	8-1/2	10-1/8	5-1/4	2-13/16	---	---
867-576SR ¹	867-576CSR ¹	8x1-1/4	9-5/16	4-15/16	8-9/16	9-29/32	5-7/32	1-19/32	9.68	---
867-577SR ¹	867-577CSR ¹	8x1-1/2	8-3/32	4-7/8	8-1/2	10-1/8	5-1/4	2-3/4	---	---
867-578SR ¹	867-578CSR ¹	8x2	7-11/16	4-7/8	8-1/2	10-1/8	5-1/4	2-3/8	---	---
867-579SR ¹	867-579CSR ¹	8x2-1/2	8-1/8	4-7/8	8-1/2	10-1/8	5-1/4	2-1/2	---	---
867-580SR ¹	867-580CSR ¹	8x3	7-1/16	4-7/8	8-1/2	10-1/8	5-1/4	1-15/16	---	---
867-582SR	867-582CSR	8x4	7-5/16	4-7/8	8-1/2	10-1/8	5-1/4	1-1/2	7.74	8.09
867-585SR	867-585CSR	8x6	8-3/32	4-7/8	8-1/2	10-1/8	7-5/8	2-3/32	8-61	9.08
867-624SR	867-624CSR	10x4	8-15/32	6-1/32	8-1/2	12-5/16	5-1/4	2-3/16	---	---
867-626SR	867-626CSR	10x6	9-9/32	6-1/32	8-1/2	12-5/16	7-5/8	3-3/16	---	---
867-664SR	867-664CSR	12x4	9-9/16	7-5/32	8-1/2	14-5/16	5-1/4	1-5/8	---	---
867-666SR	867-666CSR	12x6	10-3/8	7-5/32	8-1/2	14-5/16	7-5/8	2-1/4	---	---

¹Outlet sized with bushing

- 1) Clamp On Saddle Standard Hardware: Zinc Bolts w/EPDM O-ring Seal
e.g. Part Number 867-247SR = 2x1/2 PVC Clamp On Saddle, SR Threaded, EPDM O-ring, Zinc Bolts.
- 2) Clamp On Saddles w/Stainless Steel (SS) Bolts, Add The Letter "S" Before The Dash.
e.g. Part Number 867S-247SR = 2x1/2 PVC Clamp On Saddle, SR Threaded, EPDM O-ring, Stainless Steel Bolts.
- 3) Clamp On Saddles w/Viton® O-ring Seal, Add The Letter "V" Before The Dash.
e.g. Part Number 867V-247SR = 2x1/2 PVC Clamp-On Saddle, SR Threaded, Viton® O-ring, Zinc Bolts.
- 4) Clamp-On Saddles w/Stainless Steel Bolts & Viton® O-ring Seal, Add The Letter "SV" Before The Dash.
e.g. Part Number 867SV-247SR = 2x1/2 PVC Clamp On Saddle, SR Threaded Viton® O-ring, Stainless Steel Bolts.

Viton® is a registered trademark of DuPont Dow Elastomers.

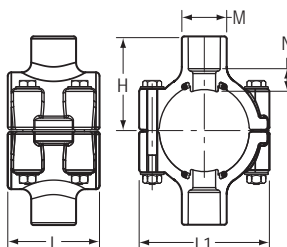
PVC & CPVC SCHEDULE 80 FITTINGS, UNIONS, TANK ADAPTERS, EXPANSION JOINTS & SADDLES



CLAMP-ON SADDLE x SOCKET DOUBLE OUTLET

Dimensions Also Applicable to
868S-XXX, 868V-XXX & 868SV-XXX

2" - 4" 235 psi @ 73°F
6" 200 psi @ 73°F
8" - 12" 150 psi @ 73°F



Part Number		Size	H	L	L1	M	N	Approx. Wt. (Lbs.)	
PVC	CPVC							PVC	CPVC
868-247	868-247C	2x1/2	2-3/8	2-7/16	3-7/16	1-3/16	5/16	.56	.59
868-248	868-248C	2x3/4	2-1/2	2-7/16	3-7/16	1-3/8	5/16	.57	.60
868-249	868-249C	2x1	2-5/8	2-7/16	3-7/16	1-11/16	5/16	.40	.62
838-250	838-250C	2x1-1/4	2-3/4	2-7/16	3-7/16	2-1/16	5/16	.61	.64
868-251	868-251C	2x1-1/2	2-15/16	2-7/16	3-7/16	2-3/8	5/16	.65	.70
868-291	868-291C	2-1/2x1-1/2	3-3/16	4-1/16	4	2-3/8	3/8	1.02	1.09
868-333 ¹	868-333C ¹	3x1/2	3-5/16	3	4-5/8	1-3/8	13/16	.93	.97
868-334	868-334C	3x3/4	3-1/16	3	4-5/8	1-3/8	9/32	.89	.92
868-335	868-335C	3x1	3-3/16	3	4-5/8	1-11/16	5/16	.91	.96
868-336 ¹	868-336C ¹	3x1-1/4	4-1/32	4-3/32	4-5/8	3	1-1/32	1.94	2.06
868-337 ¹	868-337C ¹	3x1-1/2	4-1/32	4-3/32	4-5/8	3	29/32	1.82	1.97
868-338	868-338C	3x2	3-5/8	4-3/32	4-5/8	3	3/8	1.47	1.57
868-415 ¹	868-415C ¹	4x1/2	4-3/32	3	5-9/16	2-3/8	31/32	1.43	1.51
868-416 ¹	868-416C ¹	4x3/4	4-3/32	3	5-9/16	2-3/8	27/32	1.39	1.46
868-417	868-417C	4x1	3-13/16	3	5-5/8	1-11/16	7/16	1.30	1.37
868-418 ¹	868-418C ¹	4x1-1/4	4-13/32	4-3/32	5-5/8	2-3/8	29/32	1.92	2.04
868-419	868-419C	4x1-1/2	4-1/8	4-3/32	5-9/16	2-3/8	1/2	1.77	1.87
868-420	868-420C	4x2	4-3/16	4-1/8	5-5/8	3	7/16	1.90	2.01
868-421 ¹	868-421C ¹	4x2-1/2	5	5-7/16	5-23/32	4-9/32	3/4	3.69	3.98
868-422	868-422C	4x3	4-5/8	5-7/16	5-11/16	4-1/4	1/2	2.92	3.16
868-523 ¹	868-523C ¹	6x1/2	5-13/32	3	7-3/4	1-11/16	1-7/32	2.48	2.63
868-524 ¹	868-524C ¹	6x3/4	5-7/16	3	7-3/4	1-11/16	1-1/8	2.44	2.58
868-525	868-525C	6x1	5-1/8	3	7-15/16	1-11/16	11/16	2.35	2.49
868-526 ¹	868-526C ¹	6x1-1/4	5-15/16	4-1/8	7-3/4	3	1-3/8	3.72	3.93
868-527 ¹	868-527C ¹	6x1-1/2	5-15/16	4-1/8	7-3/4	3	1-1/4	3.60	3.84
868-528	868-528C	6x2	5-1/2	4-1/8	7-3/4	3	11/16	3.25	3.44
868-529 ¹	868-529C ¹	6x2-1/2	6-7/16	6	7-15/16	4-1/4	1-1/8	5.58	5.93
868-530	868-530C	6x3	5-15/16	6	7-15/16	4-1/4	25/32	4.81	5.11
868-532	868-532C	6x4	6	6	7-15/16	5-3/16	5/8	5.56	6.10
868-573 ¹	868-573C ¹	8x1/2	8-3/32	8-1/2	10-1/8	5-1/4	2-3/16	11.50	12.06

¹ Outlet sized with bushing

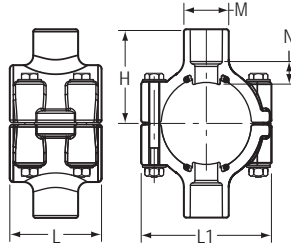


PVC & CPVC SCHEDULE 80 FITTINGS, UNIONS, TANK ADAPTERS, EXPANSION JOINTS & SADDLES

CLAMP-ON SADDLE x SOCKET DOUBLE OUTLET (continued)

Dimensions Also Applicable to
868S-XXX, 868V-XXX & 868SV-XXX

2" - 4" 235 psi @ 73°F
6" 200 psi @ 73°F
8" - 12" 150 psi @ 73°F



Part Number		Size	H	L	L1	M	N	Approx. Wt. (Lbs.)	
PVC	CPVC							PVC	CPVC
868-574 ¹	868-574C ¹	8x3/4	8-3/32	8-1/2	10-1/8	5-1/4	2-3/4	11.45	12.01
868-575 ¹	868-575C ¹	8x1	8-3/32	8-1/2	10-1/8	5-1/4	2-5/8	11.52	12.02
868-576 ¹	868-576C ¹	8x1-1/4	8-3/32	8-1/2	10-1/8	5-1/4	2-1/2	11.48	11.88
868-577 ¹	868-577C ¹	8x1-1/2	8-3/32	8-1/2	10-1/8	5-1/4	2-3/8	11.30	11.78
868-578 ¹	868-578C ¹	8x2	7-11/16	8-1/2	10-1/8	5-1/4	1-7/8	11.00	11.47
868-579 ¹	868-579C ¹	8x2-1/2	8-1/8	8-1/2	10-1/8	5-1/4	1-11/16	8.90	9.21
868-580 ¹	868-580C ¹	8x3	7-1/16	8-1/2	10-1/8	5-1/4	1-7/16	10.53	10.92
868-582	868-582C	8x4	7-5/16	8-1/2	10-1/8	5-1/4	11/16	8.00	8.62
868-585	868-585C	8x6	8-3/32	8-1/2	10-1/8	7-5/8	11/16	10.32	10.81
868-624	868-624C	10x4	8-15/32	8-1/2	12-5/16	5-1/4	13/16	15.37	12.99
868-626	868-626C	10x6	9-9/32	8-1/2	12-5/16	7-5/8	13/16	14.51	15.15
868-664	868-664C	12x4	9-9/16	8-1/2	14-5/16	5-1/4	7/8	15.75	17.06
868-666	868-666C	12x6	10-3/8	8-1/2	14-5/16	7-5/8	7/8	17.58	18.64

¹ Outlet sized with bushing

- 1) Clamp On Saddle Standard Hardware: Zinc Bolts w/EPDM O-ring Seal
e.g. Part Number 868-247 = 2x1/2 PVC Clamp On Saddle, Socket, EPDM O-ring, Zinc Bolts.
- 2) Clamp On Saddles w/Stainless Steel (SS) Bolts, Add The Letter "S" Before The Dash.
e.g. Part Number 868S-247 = 2x1/2 PVC Clamp On Saddle, Socket, EPDM O-ring, Stainless Steel Bolts.
- 3) Clamp On Saddles w/Viton® O-ring Seal, Add The Letter "V" Before The Dash.
e.g. Part Number 868V-247 = 2x1/2 PVC Clamp-On Saddle, Socket, Viton® O-ring, Zinc Bolts.
- 4) Clamp-On Saddles w/Stainless Steel Bolts & Viton® O-ring Seal, Add The Letter "SV" Before The Dash.
e.g. Part Number 868SV-247 = 2x1/2 PVC Clamp On Saddle, Socket Viton® O-ring, Stainless Steel Bolts.

Viton® is a registered trademark of DuPont Dow Elastomers.

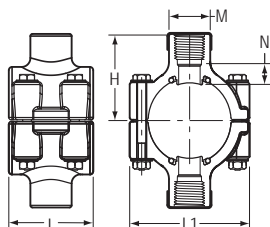
PVC & CPVC SCHEDULE 80 FITTINGS, UNIONS, TANK ADAPTERS, EXPANSION JOINTS & SADDLES



CLAMP-ON SADDLE x SR FIPT DOUBLE OUTLET

Dimensions Also Applicable to
869S-XXXSR, 869V-XXXSR & 869SV-XXXSR

2" - 4" 235 psi @ 73°F
6" 200 psi @ 73°F
8" - 12" 150 psi @ 73°F



Part Number		Size	H	L	L1	M	N	Approx. Wt. (Lbs.)	
PVC	CPVC							PVC	CPVC
869-247SR	869-247CSR	2x1/2	2-3/8	2-7/16	3-7/16	1-3/16	5/16	.56	.59
869-248SR	869-248CSR	2x3/4	2-1/2	2-7/16	3-7/16	1-3/8	5/8	.57	.60
869-249SR	869-249CSR	2x1	2-5/8	2-7/16	3-7/16	1-11/16	9/16	.40	.62
869-250SR	869-250CSR	2x1-1/4	2-3/4	2-7/16	3-7/16	2-1/16	11/16	.61	.64
869-251SR	869-251CSR	2x1-1/2	2-15/16	2-7/16	3-7/16	2-3/8	3/4	.65	.70
869-291SR	869-291CSR	2-1/2x1-1/2	3-3/16	4-1/16	4	2-3/8	13/16	1.02	1.09
869-333SR ¹	869-333CSR ¹	3x1/2	3-5/16	3	4-5/8	1-3/8	15/16	.96	1.00
869-334SR	869-334CSR	3x3/4	3-1/16	3	4-5/8	1-3/8	9/16	.93	.96
869-335SR	869-335CSR	3x1	3-3/16	3	4-5/8	1-11/16	9/16	.95	1.00
869-336SR ¹	869-336CSR ¹	3x1-1/4	4-1/32	4-3/32	4-5/8	3	1-5/16	2.01	2.15
869-337SR ¹	869-337CSR ¹	3x1-1/2	4-1/32	4-3/32	4-5/8	3	2-11/16	1.93	2.06
869-338SR	869-338CSR	3x2	3-5/8	4-3/32	4-5/8	3	7/8	1.71	1.74
869-415SR ¹	869-415CSR ¹	4x1/2	4-3/32	3	5-9/16	2-3/8	1-1/8	1.46	1.53
869-416SR ¹	869-416CSR ¹	4x3/4	4-3/32	3	5-9/16	2-3/8	1-1/8	1.43	1.52
869-417SR	869-417CSR	4x1	3-13/16	3	5-5/8	1-11/16	11/16	1.34	1.41
869-418SR ¹	869-418CSR ¹	4x1-1/4	4-13/32	4-3/32	5-5/8	2-3/8	1-7/32	2.02	2.13
869-419SR	869-419CSR	4x1-1/2	4-1/8	4-3/32	5-9/16	2-3/8	15/16	1.87	1.99
869-420SR	869-420CSR	4x2	4-3/16	4-1/8	5-5/8	3	15/16	2.08	2.18
869-421SR ¹	869-421CSR ¹	4x2-1/2	5	5-7/16	5-23/32	4-9/32	1-7/32	3.96	4.29
869-422SR	869-422CSR	4x3	4-5/8	5-7/16	5-11/16	4-1/4	31/32	3.19	3.39
869-523SR ¹	869-523CSR ¹	6x1/2	5-13/32	3	7-3/4	1-11/16	1-3/8	2.51	2.64
869-524SR ¹	869-524CSR ¹	6x3/4	5-7/16	3	7-3/4	1-11/16	1-3/8	2.48	2.63
869-525SR	869-525CSR	6x1	5-1/8	3	7-15/16	1-11/16	15/16	2.39	2.53
869-526SR ¹	869-526CSR ¹	6x1-1/4	5-15/16	4-1/8	7-3/4	3	1-11/16	3.79	4.03
869-527SR ¹	869-527CSR ¹	6x1-1/2	5-15/16	4-1/8	7-3/4	3	1-3/4	3.70	3.93
869-528SR	869-528CSR	6x2	5-1/2	4-1/8	7-3/4	3	1-7/32	3.43	3.62
869-529SR ¹	869-529CSR ¹	6x2-1/2	6-7/16	6	7-15/16	4-1/4	1-9/16	5.85	6.23
869-530SR	869-530CSR	6x3	5-15/16	6	7-15/16	4-1/4	1-1/4	5.04	5.45
869-532SR	869-532CSR	6x4	6	6	7-15/16	5-3/16	1-3/8	6.26	6.67
869-573SR ¹	869-573CSR ¹	8x1/2	8-3/32	8-1/2	10-1/8	5-1/4	3	11.52	12.02

¹ Outlet sized with bushing

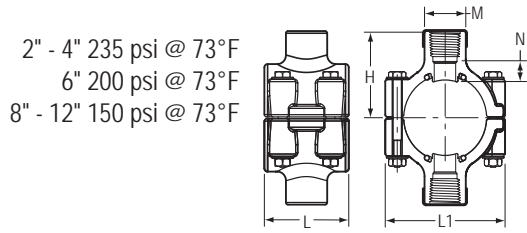


PVC & CPVC SCHEDULE 80 FITTINGS, UNIONS, TANK ADAPTERS, EXPANSION JOINTS & SADDLES

CLAMP-ON SADDLE x SR FIPT (continued)

DOUBLE OUTLET

Dimensions Also Applicable to
869S-XXXSR, 869V-XXXSR & 869SV-XXXSR



2" - 4" 235 psi @ 73°F
6" 200 psi @ 73°F
8" - 12" 150 psi @ 73°F

Part Number		Size	H	L	L1	M	N	Approx. Wt. (Lbs.)	
PVC	CPVC							PVC	CPVC
869-574SR ¹	869-574CSR ¹	8x3/4	8-3/32	8-1/2	10-1/8	5-1/4	3	---	---
869-575SR ¹	869-575CSR ¹	8x1	8-3/32	8-1/2	10-1/8	5-1/4	2-13/16	---	---
869-576SR ¹	869-576CSR ¹	8x1-1/4	8-3/32	8-1/2	10-1/8	5-1/4	2-3/4	---	---
869-577SR ¹	869-577CSR ¹	8x1-1/2	8-3/32	8-1/2	10-1/8	5-1/4	2-3/4	---	---
869-578SR ¹	869-578CSR ¹	8x2	7-11/16	8-1/2	10-1/8	5-1/4	2-3/8	---	---
869-579SR ¹	869-579CSR ¹	8x2-1/2	8-1/8	8-1/2	10-1/8	5-1/4	2-1/2	---	---
869-580SR ¹	869-580CSR ¹	8x3	7-1/16	8-1/2	10-1/8	5-1/4	1-15/16	---	---
869-582SR	869-582CSR	8x4	7-5/16	8-1/2	10-1/8	5-1/4	1-1/2	8.59	9.29
869-585SR	869-585CSR	8x6	8-3/32	8-1/2	10-1/8	7-5/8	2-3/32	10.32	10.81
869-624SR	869-624CSR	10x4	8-15/32	8-1/2	12-5/16	5-1/4	2-3/16	---	---
869-626SR	869-626CSR	10x6	9-9/32	8-1/2	12-5/16	7-5/8	3-3/16	---	---
869-664SR	869-664CSR	12x4	9-9/16	8-1/2	14-5/16	5-1/4	1-5/8	---	---
869-666SR	869-666CSR	12x6	10-3/8	8-1/2	14-5/16	7-5/8	2-1/4	---	---

¹ Outlet sized with bushing

- 1) Clamp On Saddle Standard Hardware: Zinc Bolts w/EPDM O-ring Seal
e.g. Part Number 869-247SR = 2x1/2 PVC Clamp On Saddle, SR Threaded, EPDM O-ring, Zinc Bolts.
- 2) Clamp On Saddles w/Stainless Steel (SS) Bolts, Add The Letter "S" Before The Dash.
e.g. Part Number 869S-247SR = 2x1/2 PVC Clamp On Saddle, SR Threaded, EPDM O-ring, Stainless Steel Bolts.
- 3) Clamp On Saddles w/Viton® O-ring Seal, Add The Letter "V" Before The Dash.
e.g. Part Number 869V-247 = 2x1/2 PVC Clamp-On Saddle, SR Threaded, Viton® O-ring, Zinc Bolts.
- 4) Clamp-On Saddles w/Stainless Steel Bolts & Viton® O-ring Seal, Add The Letter "SV" Before The Dash.
e.g. Part Number 869SV-247SR = 2x1/2 PVC Clamp On Saddle, SR Threaded Viton® O-ring, Stainless Steel Bolts.

Viton® is a registered trademark of DuPont Dow Elastomers.

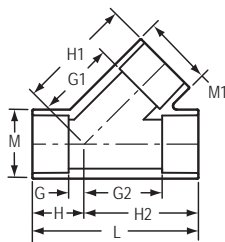
PVC & CPVC SCHEDULE 80 FITTINGS, UNIONS, TANK ADAPTERS, EXPANSION JOINTS & SADDLES



WYE

Soc x Soc x Soc

1/2" - 2-1/2" 235 psi @ 73°F
 3" - 6" 150 psi @ 73°F
 8" & Up & All Fab 100 psi @ 73°F



Part Number		Size	G	G1	G2	H	H1	H2	L	M	M1	Approx. Wt. (Lbs.)	
PVC	CPVC											PVC	CPVC
875-005	875-005C	1/2	1/4	1-5/32	1-5/32	1-1/8	2-1/16	2-1/32	3-3/16	1-5/32	1-5/32	.12	.13
875-007	875-007C	3/4	9/32	13/32	13/32	1-9/32	2-7/16	2-13/32	3-11/16	1-3/8	1-3/8	.18	.19
875-010	875-010C	1	5/16	1-3/4	1-3/4	1-7/16	2-29/32	2-7/8	4-11/32	1-11/16	1-11/16	.31	.33
875-012	875-012C	1-1/4	13/32	2-5/32	2-5/32	1-21/32	3-13/32	3-13/32	5-3/32	2-1/16	2-1/16	.50	.53
875-015	875-015C	1-1/2	11/16	2-13/32	2-3/8	2-1/16	3-3/4	3-3/4	5-13/16	2-11/32	2-5/16	.69	.74
875-020	875-020C	2	21/32	3-7/32	3-7/32	2-5/32	4-23/32	4-23/32	6-7/8	2-7/8	2-7/8	1.20	1.26
875-025	875-025C	2-1/2	1	4-7/8	4-7/16	3	6-7/8	6-7/8	9-7/16	4-1/8	4-1/8	3.74	3.70
875-030	875-030C	3	11/16	4-21/32	4-1/4	2-9/16	6-17/32	6-1/8	8-11/16	4-1/8	4-1/8	2.67	2.67
875-040	875-040C	4	25/32	6	5-13/32	3	8-1/4	7-11/16	10-11/16	5-1/4	5-1/4	4.79	4.70
875-050F	---	5	3-3/4	9-15/16	9-5/16	6-3/4	12-15/16	9-15/16	19-1/8	6-5/16	6-5/16	9.34	---
875-060	875-060C	6	1-13/32	8-5/8	7-21/32	4-13/32	11-5/8	10-31/32	15-3/8	7-9/16	7-9/16	12.05	12.67
875-080	875-080C	8	2-1/16	11-1/16	11-1/4	6-1/16	15-1/4	15-1/4	21-1/4	9-23/32	9-23/32	25.24	26.18
875-080F	875-080CF	8	5-1/16	13-11/16	13-11/16	9-5/16	17-15/16	17-15/16	27-1/4	9-5/8	9-5/8	39.76	44.67
875-100F	875-100CF	10	5-7/8	17-7/8	17-7/8	11-1/8	23-1/8	23-1/8	34-1/4	11-15/16	11-15/16	65.51	75.04
875-120F	875-120CF	12	7-1/8	19-7/8	19-7/8	13-3/8	26-1/8	26-1/8	39-1/2	14-1/8	14-1/8	109.85	123.20
875-140F	875-140CF	14	9-5/8	23-3/8	23-3/8	16-5/8	30-3/8	30-3/8	47	15-1/2	15-1/2	135.75	149.48
875-160F	875-160CF	16	9-3/8	25-3/8	25-3/8	17-3/8	33-3/8	33-3/8	50-3/4	17-3/4	17-3/4	183.59	211.73
875-180F	875-180CF	18	10	28	28	19	37	37	56	19-7/8	19-7/8	255.49	292.04
875-200F	---	20	11-5/8	31-5/8	31-5/8	21-5/8	41-5/8	41-5/8	63-1/4	22-1/8	22-1/8	399.60	---
875-240F	---	24	14-1/4	38-1/4	38-1/4	26-1/4	50-1/4	50-1/4	76-1/2	26-1/2	26-1/2	617.50	---

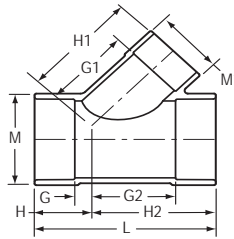


PVC & CPVC SCHEDULE 80 FITTINGS, UNIONS, TANK ADAPTERS, EXPANSION JOINTS & SADDLES

REDUCING WYE

Soc x Soc x Soc

1/2" - 2-1/2" 235 psi @ 73°F
 3" - 6" 150 psi @ 73°F
 8" & Up & All Fab 100 psi @ 73°F



Part Number		Size	G	G1	G2	H	H1	H2	L	M	M1	Approx. Wt. (Lbs.)	
												PVC	CPVC
875-167 ¹	875-167C ¹	1-1/4x1-1/4x3/4	3/8	2-3/4	2-1/4	1-5/8	3-3/4	3-1/2	5-1/8	2-1/16	2-1/16	.61	.65
875-168 ¹	875-168C ¹	1-1/4x1-1/4x1	3/8	2-5/8	2-1/4	1-5/8	3-3/4	3-1/2	5-1/8	2-1/16	2-1/16	.56	.62
875-210 ¹	875-210C ¹	1-1/2x1-1/2x3/4	1/2	3-1/2	2-9/16	1-7/8	4-1/2	3-15/16	5-13/16	2-11/32	2-11/32	.88	.94
875-211 ¹	875-211C ¹	1-1/2x1-1/2x1	1/2	3	2-9/16	1-7/8	4-5/32	3-15/16	5-13/16	2-11/32	2-11/32	.83	.89
875-212 ¹	875-212C ¹	1-1/2x1-1/2x1-1/4	1/2	3-1/4	2-9/16	1-7/8	4-1/2	3-15/16	5-13/16	2-11/32	2-11/32	.74	.82
875-250 ¹	875-250C ¹	2x2x1-1/4	5/8	3-5/16	3-3/8	2-5/32	5	4-3/4	6-7/8	2-7/8	2-7/8	1.46	1.52
875-291 ¹	---	2-1/2x2-1/2x1-1/2	1	6-1/4	4-9/16	3-1/16	7-5/8	6-5/8	9-11/16	4-3/16	4-3/16	4.34	---
875-292 ¹	---	2-1/2x2-1/2x2	1/2	3-3/4	4-3/4	2-1/2	6-7/8	6-1/2	9-3/8	4-1/4	4-1/4	3.97	---
875-335 ¹	875-335C ¹	3x3x1	7/8	5-5/8	4-1/8	2-3/4	7	6	8-3/4	4-3/16	4-3/16	3.35	3.40
875-336 ¹	875-336C ¹	3x3x1-1/4	7/8	5-3/4	4-1/8	2-3/4	7	6	8-3/4	4-3/16	4-3/16	3.21	3.34
875-337 ¹	875-337C ¹	3x3x1-1/2	2-5/8	5-1/2	4-1/4	2-5/8	6-7/8	6-1/8	8-3/4	4-3/16	4-3/16	3.14	3.21
875-338 ¹	875-338C ¹	3x3x2	1/2	3-3/4	3-3/4	2-1/2	6-1/2	5-3/4	8-3/4	4-1/4	4-1/4	3.20	3.21
875-339 ¹	875-339C ¹	3x3x2-1/2	7/8	4-1/8	4-21/32	2-3/4	6-3/4	6	8-3/4	4-3/16	4-3/16	2.97	3.11
875-419 ¹	---	4x4x1-1/2	1	6-5/8	5-1/4	3-1/4	8-13/16	7-1/2	10-3/4	5-1/4	5-3/16	6.04	---
875-420	875-420C	4x4x2	-7/16	4-3/4	4-7/32	1-25/32	6-1/4	6-15/32	8-9/32	5-9/32	2-29/32	5.65	6.22
875-421F	---	4x4x2-1/2	2-5/8	5-1/2	7-1/8	4-7/8	7-1/2	9-3/8	14-1/4	5-1/4	3-1/4	5.37	---
875-422 ¹	875-422C ¹	4x4x3	1	7-3/8	5-1/4	3-1/4	9-1/4	7-1/2	10-3/4	5-1/4	5-3/16	5.41	5.81
875-528 ¹	875-528C ¹	6x6x2	1/16	8-23/32	6-5/8	3-1/16	10-7/32	9-5/8	12-11/16	7-9/16	7-9/16	9.71	10.10
875-528F	875-528CF	6x6x2	1-7/8	8-5/8	8-5/8	5-1/8	10-3/8	11-7/8	17	7-1/2	2-13/16	9.36	10.07
875-530 ¹	875-530C ¹	6x6x3	-1/16	8-3/8	6-11/16	3	10-1/4	9-11/16	12-5/8	7-9/16	5-3/8	9.60	9.82
875-530F	875-530CF	6x6x3	2-3/4	9-1/2	9-3/4	6	11-3/4	13	19	7-1/2	4-1/8	13.22	12.14
875-532	875-532C	6x6x4	1/16	7-9/16	6-5/8	3-1/16	9-13/16	9-5/8	12-11/16	7-9/16	7-9/16	9.14	8.85
875-578 ¹	875-578C ¹	8x8x2	2	14-15/16	11-1/4	6	16-9/16	16-7/16	21-1/4	9-11/16	9-11/16	34.05	35.44
875-578F	875-578CF	8x8x2	15/16	10-1/16	9-9/16	5-3/16	11-13/16	13-13/16	19	9-5/8	2-3/4	17.93	16.47
875-580F	875-580CF	8x8x3	2-1/4	10-1/4	10-1/4	6-1/2	12-1/2	14-1/2	21	9-5/8	4-1/8	21.92	18.87
875-582 ¹	875-582C ¹	8x8x4	2	14-3/16	11-1/4	6	16-7/16	15-1/4	21-1/4	9-11/16	9-11/16	32.83	35.13
875-582F	875-582CF	8x8x4	3	12-1/2	11-1/2	7-1/4	14-3/4	15-3/4	23	9-5/8	5-3/16	18.50	27.78
875-585 ¹	875-585C ¹	8x8x6	2	12-15/16	11-1/4	6	15-15/16	15-1/4	21-1/4	9-11/16	9-11/16	30.74	32.29
875-585F	875-585CF	8x8x6	4-15/16	13-15/16	13-9/16	9-3/16	17-3/16	17-13/16	27	9-5/8	7-1/2	32.97	34.75
875-621 ¹	---	10x10x2	3-3/4	6	14-1/2	9	17-1/2	19-3/4	28-3/4	11	7-1/2	30.84	---

¹Outlet sized with bushing

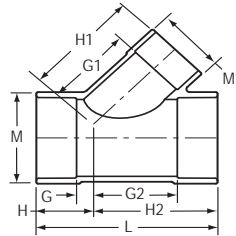
PVC & CPVC SCHEDULE 80 FITTINGS, UNIONS, TANK ADAPTERS, EXPANSION JOINTS & SADDLES



REDUCING WYE (continued)

Soc x Soc x Soc

1/2" - 2-1/2" 235 psi @ 73°F
 3" - 6" 150 psi @ 73°F
 8" & Up & All Fab 100 psi @ 73°F



Part Number		Size	G	G1	G2	H	H1	H2	L	M	M1	Approx. Wt. (Lbs.)	
PVC	CPVC											PVC	CPVC
875-621F	875-621CF	10x10x2	-3/8	11-1/8	10-3/4	4-7/8	12-7/8	16	21	12	2-3/4	41.46	26.48
875-622F	---	10x10x2-1/2	3/8	12-15/16	11-1/8	5-5/8	14-15/16	16-3/8	22	12	3-1/4	29.34	---
875-623 ¹	---	10x10x3	7/8	12-7/8	11-5/8	6-1/8	15-1/4	16-7/8	23	12	4-1/8	30.70	---
875-623F	875-623CF	10x10x3	7/8	12-11/16	11-5/8	6-1/8	14-15/16	16-7/8	23	12	4-1/8	36.34	29.62
875-624 ¹	---	10x10x4	1-7/8	10-5/8	12-5/8	7-1/8	12-1/4	17-7/8	25	12	5-3/8	30.56	---
875-624F	875-624CF	10x10x4	1-3/4	14-1/2	12-1/2	7	16-3/4	17-3/4	24-3/4	12	5-3/8	39.93	39.21
875-626	875-626C	10x10x6	-9/32	12-27/32	11-1/32	4-23/32	15-7/8	16-1/32	20-3/4	12-1/32	7-19/32	28.12	31.56
875-626F	875-626CF	10x10x6	3-3/4	15-5/16	14-1/2	9	18-9/16	19-3/4	28-3/4	11-15/16	7-1/2	42.69	29.74
875-628	875-628C	10x10x8	1-7/32	12-3/4	12-1/4	6-7/32	16-25/32	17-9/32	23-1/2	12-1/32	9-23/32	34.14	38.99
875-628F	875-628CF	10x10x8	5-1/4	16-1/4	16	10-1/2	20-1/2	21-1/4	31-3/4	12	9-3/4	55.99	56.37
875-661F	875-661CF	12x12x2	1-1/4	12-3/4	11-1/2	5	14-1/2	17-3/4	22-3/4	14-1/4	2-13/16	37.58	40.76
875-663F	875-663CF	12x12x3	1/4	13-11/16	12-1/2	6	15-15/16	18-3/4	24-3/4	14-1/8	4-1/8	43.39	44.74
875-664F	875-664CF	12x12x4	1-1/8	15	13	7-3/8	17-1/4	19-1/4	26-5/8	14-1/4	5-3/8	48.41	49.06
875-666F	875-666CF	12x12x6	2-5/8	16-5/8	15-3/8	8-7/8	19-7/8	21-5/8	30-1/2	14-1/8	7-1/2	64.52	58.24
875-668F	875-668CF	12x12x8	4-1/4	17-5/8	17	10-1/2	21-7/8	23-1/4	33-3/4	14-1/8	9-5/8	71.04	68.98
875-670F	875-670CF	12x12x10	5-3/4	19-3/16	18-1/2	12	24-7/16	24-3/4	36-3/4	14-1/4	12	80.79	81.76
875-694F	---	14x14x4	1-1/4	15-7/8	15-1/4	8-1/4	18-1/8	22-1/4	30-1/2	15-1/2	5-1/4	68.80	---
875-696F	---	14x14x6	2-3/4	16-1/2	16-3/4	9-3/4	19-3/4	23-3/4	33-1/2	15-1/2	7-1/2	78.50	---
875-698F	---	14x14x8	4-1/4	18-1/2	18-1/4	11-1/4	22-3/4	25-1/4	36-1/2	15-1/2	9-5/8	90.50	---
875-700F	---	14x14x10	5-3/4	19-3/4	19-3/4	12-3/4	25	26-3/4	39-1/2	15-1/2	12	84.58	---
875-702F	---	14x14x12	7-1/4	21-1/8	21-1/4	14-1/4	27-3/8	28-1/4	42-1/2	15-1/2	14-1/8	108.22	---
875-754F	---	16x16x4	5/8	17-1/4	16-5/8	8-5/8	19-1/2	24-5/8	33-1/4	17-3/4	5-1/4	76.47	---
875-756F	---	16x16x6	2-1/8	17-11/16	18-1/8	10-1/8	20-15/16	26-1/8	36-1/4	17-3/4	7-1/2	105.73	---
875-758F	---	16x16x8	3-5/8	19-11/16	19-5/8	11-5/8	23-15/16	27-5/8	39-1/4	17-3/4	9-5/8	120.00	---
875-760F	---	16x16x10	5-1/8	21-1/8	21-1/8	13-1/8	26-3/8	29-1/8	42-1/4	17-3/4	12	137.00	---
875-762F	875-762CF	16x16x12	5-7/8	23-7/8	23-1/8	13-7/8	30-1/8	31-1/8	45	17-3/4	13-5/8	157.00	146.49
875-764F	---	16x16x14	7-7/8	25-1/4	23-7/8	15-7/8	32-1/4	31-7/8	47-3/4	17-3/4	15-1/2	161.25	---
875-786F	---	18x18x6	1-1/2	18-7/8	19-1/2	10-1/2	22-1/8	28-1/2	39	19-7/8	7-1/2	114-13	---
875-788F	---	18x18x8	3	20-3/4	21	12	25	30	42	19-7/8	9-5/8	126.74	---

¹Outlet sized with bushing

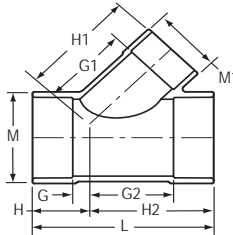


PVC & CPVC SCHEDULE 80 FITTINGS, UNIONS, TANK ADAPTERS, EXPANSION JOINTS & SADDLES

REDUCING WYE (continued)

Soc x Soc x Soc

1/2" - 2-1/2" 235 psi @ 73°F
 3" - 6" 150 psi @ 73°F
 8" & Up & All Fab 100 psi @ 73°F



Part Number		Size	G	G1	G2	H	H1	H2	L	M	M1	Approx. Wt. (Lbs.)	
PVC	CPVC											PVC	CPVC
875-790F	---	18x18x10	4-7/16	22-1/2	22-9/16	13-7/16	27-3/4	31-9/16	45	19-7/8	12	141.89	---
875-792F	---	18x18x12	6	23-3/4	24	15	30	33	48	19-7/8	14-1/8	199.00	---
875-794F	---	18x18x14	7	25-7/8	25	16	32-7/8	34	50	19-7/8	15-1/2	225.00	---
875-796F	---	18x18x16	8-5/8	26-1/4	26-3/8	17-5/8	34-1/4	35-3/8	53	19-7/8	17-11/16	225.00	---
875-816F	---	20x20x6	1-3/8	20-1/4	21-3/8	11-3/8	23-1/2	31-3/8	42-3/4	22-1/8	7-1/2	166.39	---
875-818F	---	20x20x8	2-9/16	22-1/4	22-11/16	12-9/16	26-1/2	32-11/16	45-1/4	22-1/8	9-5/8	173.00	---
875-820F	---	20x20x10	4-3/16	23-5/8	24-1/16	14-3/16	28-7/8	34-1/16	48-1/4	22-1/8	12	190.74	---
875-822F	---	20x20x12	5-11/16	25	25-9/16	15-11/16	31-1/4	35-9/16	51-1/4	22-1/8	14-1/8	237.50	---
875-824F	---	20x20x14	7-1/8	27-3/8	27-1/8	17-1/8	34-3/8	37-1/8	54-1/4	22-1/8	15-1/2	243.75	---
875-826F	---	20x20x16	8-5/8	26-1/4	28-5/8	18-5/8	37-1/4	38-5/8	57-1/4	22-1/8	17-3/4	250.00	---
875-828F	---	20x20x18	10-1/8	30-1/8	30-1/8	20-1/8	39-1/8	40-1/8	60-1/4	22-1/8	19-7/8	255.62	---
875-904F	---	24x24x4	-1-1/4	22-3/8	22-3/4	10-3/4	24-5/8	34-3/4	45-1/2	26-1/2	5-1/4	230.78	---
875-906F	---	24x24x6	-1-3/16	22-3/4	25-11/16	10-13/16	26	37-11/16	48-1/2	26-1/2	7-1/2	248.89	---
875-908F	---	24x24x8	1-3/4	24-3/4	25-3/4	13-3/4	29	37-3/4	51-1/2	26-1/2	9-5/8	269.27	---
875-910F	---	24x24x10	3-1/4	27-1/2	27-1/4	15-1/4	32-3/4	39-1/4	54-1/2	26-1/2	12	291.66	---
875-912F	---	24x24x12	4-3/4	27-5/8	28-3/4	16-3/4	33-7/8	40-3/4	57-1/2	26-1/2	14-1/8	264.99	---
875-914F	---	24x24x14	6-1/4	30-1/4	30-1/4	18-1/4	37-1/4	42-1/4	60-1/2	26-1/2	15-1/2	283.70	---
875-916F	---	24x24x16	7-3/4	32-1/8	31-3/4	19-3/4	40-1/8	43-3/4	63-1/2	26-1/2	17-3/4	310.60	---
875-918F	---	24x24x18	9-1/4	33	33-1/4	21-1/4	42	45-1/4	66-1/2	26-1/2	19-7/8	255.60	---
875-920F	---	24x24x20	10-3/4	34-7/8	34-3/4	22-3/4	44-7/8	46-3/4	69-1/2	26-1/2	22-1/2	372.56	---

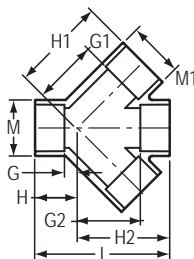
PVC & CPVC SCHEDULE 80 FITTINGS, UNIONS, TANK ADAPTERS, EXPANSION JOINTS & SADDLES



DOUBLE WYE

Soc x Soc x Soc x Soc

100 psi @ 73°F

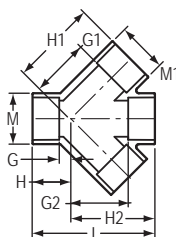


Part Number		Size	G	G1	G2	H	H1	H2	L	M	M1	Approx. Wt. (Lbs.)	
PVC	CPVC											PVC	CPVC
876-020F	876-020CF	2	1-3/4	5	4-13/16	3-1/2	6-3/4	6-9/16	10-1/8	2-13/16	2-13/16	2.97	3.01
876-030F	876-030CF	3	4-7/8	8-1/8	8-1/8	6-3/4	10-1/16	10-1/16	16-13/16	4-3/16	4-3/16	6.48	5.84
876-040F	876-040CF	4	4-11/16	9-3/16	6-3/16	6-15/16	11-7/16	11-7/16	18-3/8	5-3/16	5-3/16	9.74	10.32
876-060F	876-060CF	6	4-15/16	12-5/8	11-9/16	8-3/16	15-7/8	14-13/16	23	7-1/2	7-1/2	25.44	28.16
876-080F	876-080CF	8	5-1/16	13-11/16	13-11/16	9-5/16	17-15/16	17-15/16	27-1/4	9-5/8	9-5/8	48.35	49.67
876-100F	876-100CF	10	5-7/8	17-7/8	17-7/8	11-1/8	23-1/8	23-1/8	34-1/4	11-15/16	11-15/16	65.51	94.00
876-120F	876-120CF	12	7-1/8	19-7/8	19-7/8	13-3/8	26-1/8	26-1/8	39-1/2	14-1/8	14-1/8	101.98	149.15

REDUCING DOUBLE WYE

Soc x Soc x Soc x Soc

3" - 6" 150 psi @ 73°F
All Fab 100 psi @ 73°F



Part Number		Size	G	G1	G2	H	H1	H2	L	M	M1	Approx. Wt. (Lbs.)	
PVC	CPVC											PVC	CPVC
876-338	876-338C	3x2	3/8	4-1/4	4-13/32	2-1/4	5-3/4	5-29/32	8	4-3/16	2-7/8	2.24	2.24
876-422F	876-422CF	4x3	4-11/16	9-5/8	9-3/16	6-15/16	11-5/8	11-7/16	18-3/8	5-3/16	5-3/16	13.87	15.25
876-528F	876-528CF	6x2	1-7/8	8-5/8	8-5/8	5-1/8	10-3/8	11-7/8	17	7-1/2	2-13/16	10.07	11.45
876-530F	876-530CF	6x3	2-3/4	9-1/2	9-3/4	6	11-3/4	13	19	7-1/2	4-1/8	13.21	12.14
876-532F	876-532CF	6x4	4-1/8	11-1/4	10-3/8	7-3/8	13-1/2	13-5/8	21	7-1/2	5-3/16	18.77	19.78
876-582F	876-582CF	8x4	3	12-1/2	11-1/2	7-1/4	14-3/4	15-3/4	23	9-5/8	5-3/16	20.88	24.78
876-585F	876-585CF	8x6	4-15/16	13-15/16	13-9/16	9-3/16	17-3/16	17-13/16	27	9-5/8	7-1/2	28.76	31.72
876-621F	876-621CF	10x2	-3/8	11-1/8	10-3/4	4-7/8	12-7/8	16	20-7/8	11-15/16	2-13/16	26.48	26.98
876-624F	876-624CF	10x4	1-3/4	16-3/4	12-1/2	7	16-3/4	17-3/4	24-3/4	11-15/16	5-3/16	30.53	34.22
876-626F	876-626CF	10x6	3-3/4	15-15/16	14-1/2	9	18-9/16	19-3/4	28-3/4	11-15/16	7-1/2	40.05	46.55
876-628F	876-628CF	10x8	5-1/4	16-1/4	16	10-1/2	20-1/2	21-1/4	31-3/4	12	9-3/4	55.99	60.66
876-666F	876-666CF	12x6	2-5/8	16-5/8	15-3/8	8-7/8	19-7/8	21-5/8	30-1/2	14-1/8	7-1/2	50.02	58.24



PVC & CPVC SCHEDULE 80 FITTINGS, UNIONS, TANK ADAPTERS, EXPANSION JOINTS & SADDLES

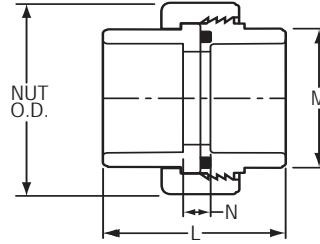
UNION (Old Style)

Soc x Soc

Dimensions Also Applicable to

897-XXX EPDM O-ring Seal Units

235 psi @ 73°F



Part Number w/Viton® O-ring Seal		Size	L	M	N	Nut O.D.	Approx. Wt. (Lbs.)	
PVC	CPVC						PVC	CPVC
857-002	857-002C	1/4	1-15/16	15/16	5/8	1-21/32	.09	.10
857-003	857-003C	3/8	2-5/32	1-1/32	19/32	1-25/32	.11	.11
857-005	857-005C	1/2	2-3/32	1-9/32	11/32	1-31/32	.15	.16
857-007	857-007C	3/4	2-3/8	1-17/32	11/32	2-1/2	.26	.28
857-010	857-010C	1	2-9/16	1-27/32	3/8	2-7/8	.37	.39
857-012	857-012C	1-1/4	2-7/8	2-7/32	3/8	3-5/16	.50	.52
857-015	857-015C	1-1/2	3-3/32	2-9/16	15/32	3-9/16	.60	.63
857-020	857-020C	2	3-5/8	3-1/32	9/16	4-3/16	.96	1.05
857-025	857-025C	2-1/2	4-3/8	3-5/8	15/16	4-7/8	1.51	1.66
857-030	857-030C	3	5-1/16	4-3/8	1-3/16	5-3/4	2.33	2.51
857-040	857-040C	4	5-7/8	5-13/32	1-3/8	7-1/16	3.74	3.98

1) For (Soc X Soc) Unions Equipped With EPDM O-ring, Replace The 857 With An 897 Before The Dash.
e.g. Part Number 897-002 = 1/4" PVC, Union, Soc x Soc, With EPDM O-rings.

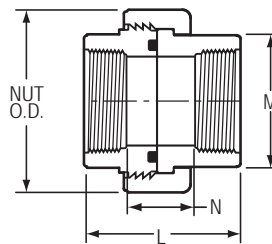
UNION (Old Style)

Fipt x Fipt

Dimensions Also Applicable to

898-XXX EPDM O-ring Seal Units

235 psi @ 73°F



Part Number w/Viton® O-ring Seal		Size	L	M	N	Nut O.D.	Approx. Wt. (Lbs.)	
PVC	CPVC						PVC	CPVC
858-002	858-002C	1/4	1-15/16	15/16	11/16	1-21/32	.10	.10
858-003	858-003C	3/8	2-5/32	1-1/32	15/16	1-25/32	.12	.13
858-005	858-005C	1/2	2-3/32	1-9/32	19/32	1-31/32	.16	.17
858-007	858-007C	3/4	2-3/8	1-17/32	3/4	2-1/2	.28	.30

PVC & CPVC SCHEDULE 80 FITTINGS, UNIONS, TANK ADAPTERS, EXPANSION JOINTS & SADDLES



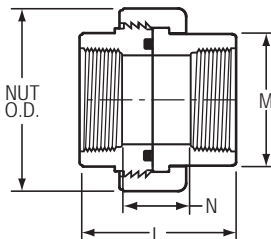
UNION (Old Style) (continued)

Fipt x Fipt

Dimensions Also Applicable to

898-XXX EPDM O-ring Seal Units

235 psi @ 73°F



Part Number w/Viton® O-ring Seal		Size	L	M	N	Nut O.D.	Approx. Wt. (Lbs.)	
PVC	CPVC						PVC	CPVC
858-010	858-010C	1	2-9/16	1-27/32	7/16	2-7/8	.39	.41
858-012	858-012C	1-1/4	2-7/8	2-7/32	7/8	3-5/16	.56	.61
858-015	858-015C	1-1/2	3-3/32	2-9/16	1-5/32	3-9/16	.65	.69
858-020	858-020C	2	3-5/8	3-1/32	1-11/16	4-3/16	1.05	1.13
858-025	858-025C	2-1/2	4-3/8	3-5/8	1-7/8	4-7/8	1.67	1.74
858-030	858-030C	3	5-1/16	4-3/8	1-13/16	5-3/4	2.51	2.70
858-040	858-040C	4	5-7/8	5-7/16	2-3/8	7-1/16	4.07	4.30

1) For (Fipt X Fipt) Unions Equipped With EPDM O-ring, Replace The 858 With An 898 Before The Dash.

e.g. Part Number 898-002 = 1/4" PVC, Union, Fipt x Fipt, With EPDM O-rings.

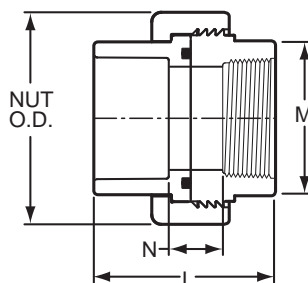
UNION (Old Style)

Soc x Fipt

Dimensions Also Applicable to

899-XXX EPDM O-ring Seal Units

235 psi @ 73°F



Part Number w/Viton® O-ring Seal		Size	L	M	N	Nut O.D.	Approx. Wt. (Lbs.)	
PVC	CPVC						PVC	CPVC
859-002	---	1/4	1-15/16	15/16	21/32	1-21/32	.08	---
859-003	---	3/8	2-5/32	1-1/32	3/4	1-25/32	.10	---
859-005	859-005C	1/2	2-3/32	1-9/32	15/32	1-31/32	.16	.17
859-007	859-007C	3/4	2-3/8	1-17/32	9/16	2-1/2	.27	.29
859-010	859-010C	1	2-9/16	1-27/32	13/32	2-7/8	.38	.40
859-012	859-012C	1-1/4	2-7/8	2-7/32	5/8	3-5/16	.52	.54
859-015	859-015C	1-1/2	3-1/8	2-19/32	27/32	3-9/16	.63	.66

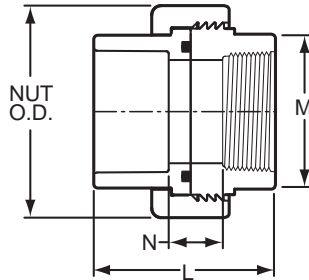


PVC & CPVC SCHEDULE 80 FITTINGS, UNIONS, TANK ADAPTERS, EXPANSION JOINTS & SADDLES

UNION (Old Style) (continued)

Soc x Fipt
 Dimensions Also Applicable to
 899-XXX EPDM O-ring Seal Units

235 psi @ 73°F



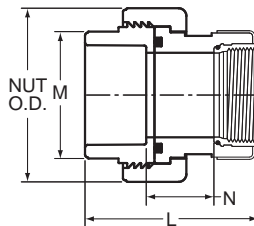
Part Number w/Viton® O-ring Seal		Size	L	M	N	Nut O.D.	Approx. Wt. (Lbs.)	
PVC	CPVC						PVC	CPVC
859-020	859-020C	2	3-5/8	3-1/32	1-1/16	4-3/16	1.00	1.10
859-025	859-025C	2-1/2	4-3/8	3-5/8	1-13/32	4-7/8	1.58	1.66
859-030	859-030C	3	5-1/16	4-3/8	1-1/2	5-3/4	2.42	2.61
859-040	859-040C	4	5-7/8	5-7/16	1-7/8	7-1/16	3.91	4.13

1) For (Soc X Fipt) Unions Equipped With EPDM O-ring, Replace The 859 With An 899 Before The Dash.
 e.g. Part Number 899-002 = 1/4" PVC, Union, Soc x Fipt, With EPDM O-rings.

TRANSITION UNION

Soc x Metal Fipt Threaded Insert and Viton® O-ring Seal
 Dimensions Also Applicable to 899-XXXBR EPDM O-ring Seal Units

235 psi @ 73°F



Part Number w/Viton® O-ring Seal		Size	L	M	N	Nut O.D.	Approx. Wt. (Lbs.)	
PVC	CPVC						PVC	CPVC
859-010BR	859-010CBR	1	3-3/32	1-27/32	1-1/32	2-7/8	.54	.55
859-012BR	859-012CBR	1-1/4	3-9/32	2-7/32	1-1/16	3-5/16	.69	.71
859-015BR	859-015CBR	1-1/2	3-1/2	2-9/16	1-3/32	3-17/32	.89	.92
859-020BR	859-020CBR	2	4-3/16	3-1/32	1-5/8	4-3/16	1.33	1.40

1) For (Soc X Metal Fipt) Unions Equipped With EPDM O-ring, Replace The 859 With An 899 Before The Dash.
 e.g. Part Number 899-010BR = 1" PVC, Union Soc x Metal Fipt With EPDM O-rings.

PVC & CPVC SCHEDULE 80 FITTINGS, UNIONS, TANK ADAPTERS, EXPANSION JOINTS & SADDLES



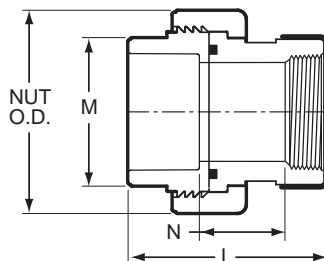
SPECIAL REINFORCED UNION (Old style)

Soc x SR Fipt

Dimensions Also Applicable to

899-XXXSR EPDM O-ring Seal Units

235 psi @ 73°F



Part Number w/Viton® O-ring Seal		Size	L	M	N	Nut O.D.	Approx. Wt. (Lbs.)	
PVC	CPVC						PVC	CPVC
859-002SR	859-002CSR	1/4	2-1/16	15/16	25/32	1-21/32	.09	.10
859-003SR	859-003CSR	3/8	2-5/16	1-1/32	29/32	1-25/32	.06	.07
859-005SR	859-005CSR	1/2	2-9/32	1-9/32	21/32	1-31/32	.17	.19
859-007SR	859-007CSR	3/4	2-19/32	1-17/32	25/32	2-1/2	.28	.27
859-010SR	859-010CSR	1	2-15/16	1-27/32	25/32	2-7/8	.40	.42
859-012SR	859-012CSR	1-1/4	3-5/32	2-7/32	29/32	3-5/16	.55	.59
859-015SR	859-015CSR	1-1/2	3-13/32	2-9/16	1-1/32	3-9/16	.67	.71
859-020SR	859-020CSR	2	4-3/32	3-1/32	1-19/32	4-3/16	1.12	1.21
859-030SR	859-030CSR	3	5-1/4	4-3/8	1-11/16	5-3/4	2.50	2.60
859-040SR	859-040CSR	4	5-7/8	5-7/16	1-7/8	7-1/16	3.96	4.20

1) For (Soc X SR Fipt) Unions Equipped With EPDM O-ring, Replace The 859 With An 899 Before The Dash.

e.g. Part Number 899-002SR = 1/4" PVC, Union, Soc x SR Fipt, With EPDM O-rings.

UNION 2000

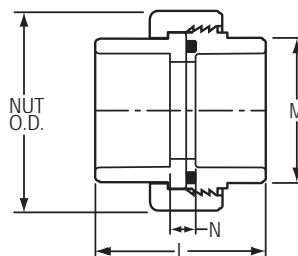
Soc x Soc

Dimensions Also Applicable to

8097-XXX EPDM O-ring Seal Units

1/2" - 4" 235 psi @ 73°F

6" 150 psi @ 73°F



Part Number w/Viton® O-ring Seal		Size	L	M	N	Nut O.D.	Approx. Wt. (Lbs.)	
PVC	CPVC						PVC	CPVC
8057-005	8057-005C	1/2	2-3/32	1-3/16	11/32	1-7/8	.12	.08
8057-007	8057-007C	3/4	2-3/8	1-13/32	3/8	2-9/32	.17	.19
8057-010	8057-010C	1	2-11/16	1-23/32	7/16	2-9/16	.28	.17
8057-012	8057-012C	1-1/4	2-15/16	2-3/32	7/16	3-3/32	.36	.40

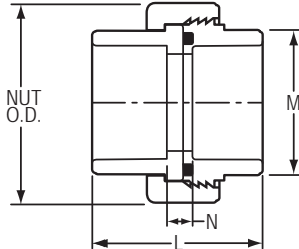


PVC & CPVC SCHEDULE 80 FITTINGS, UNIONS, TANK ADAPTERS, EXPANSION JOINTS & SADDLES

UNION 2000 (continued)

Soc x Soc
 Dimensions Also Applicable to
 8097-XXX EPDM O-ring Seal Units

1/2" - 4" 235 psi @ 73°F
 6" 150 psi @ 73°F

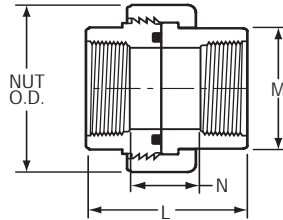


Part Number w/Viton® O-ring Seal		Size	L	M	N	Nut O.D.	Approx. Wt. (Lbs.)	
PVC	CPVC						PVC	CPVC
8057-015	8057-015C	1-1/2	3-1/4	2-3/8	1/2	3-1/2	.50	.51
8057-020	8057-020C	2	3-17/32	2-7/8	17/32	4-9/32	.86	.89
8057-025	8057-025C	2-1/2	4-7/32	3-1/2	25/32	6-5/32	2.14	2.25
8057-030	8057-030C	3	4-1/4	4-3/16	1/2	6-5/32	2.16	2.50
8057-040	8057-040C	4	5-1/8	5-1/4	5/8	7-3/4	3.75	3.97
8057-060	8057-060C	6	6-27/32	7-1/2	25/32	11-5/8	10.38	10.88

UNION 2000

Fipt x Fipt
 Dimensions Also Applicable to
 8098-XXX EPDM O-ring Seal Units

1/2" - 4" 235 psi @ 73°F
 6" 150 psi @ 73°F



Part Number w/Viton® O-ring Seal		Size	L	M	N	Nut O.D.	Approx. Wt. (Lbs.)	
PVC	CPVC						PVC	CPVC
8058-005	8058-005C	1/2	1-29/32	1-3/16	17/32	1-7/8	.08	.08
8058-007	8058-007C	3/4	2-1/16	1-3/8	9/16	2-9/32	.17	.18
8058-010	8058-010C	1	2-17/32	1-11/16	25/32	2-9/16	.21	.11
8058-012	8058-012C	1-1/4	2-21/32	2-1/32	3/4	3-1/8	.38	.40
8058-015	8058-015C	1-1/2	2-25/32	2-3/8	29/32	3-1/2	.53	.50
8058-020	8058-020C	2	3-1/8	3	1-3/16	4-7/32	.89	.94
8058-025	8058-025C	2-1/2	4-1/32	3-9/16	1-15/32	6-5/32	1.67	1.74
8058-030	8058-030C	3	4-5/32	4-9/32	1-13/32	6-5/32	2.37	2.50
8058-040	8058-040C	4	4-21/32	5-1/4	1-21/32	7-3/4	3.59	4.03
8058-060	8058-060C	6	6-1/8	7-21/32	2-13/16	11-19/32	12.10	11.96

PVC & CPVC SCHEDULE 80 FITTINGS, UNIONS, TANK ADAPTERS, EXPANSION JOINTS & SADDLES



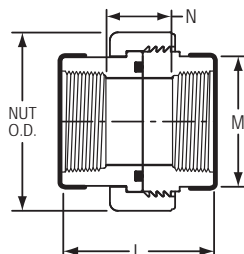
SPECIAL REINFORCED UNION 2000

SR Fipt x SR Fipt

Dimensions Also Applicable to

8098-XXXSR EPDM O-ring Seal Units

1/2" - 4" 235 psi @ 73°F
6" 150 psi @ 73°F



Part Number w/Viton® O-ring Seal		Size	L	M	N	Nut O.D.	Approx. Wt. (Lbs.)	
PVC	CPVC						PVC	CPVC
8058-005SR	8058-005CSR	1/2	2	1-3/16	5/8	1-7/8	.14	.14
8058-007SR	8058-007CSR	3/4	2-5/32	1-3/8	21/32	2-9/32	.15	.20
8058-010SR	8058-010CSR	1	2-9/16	1-11/16	13/16	2-9/16	.21	.24
8058-012SR	8058-012CSR	1-1/4	2-23/32	2-1/32	13/16	3-1/8	.39	.41
8058-015SR	8058-015CSR	1-1/2	2-27/32	2-13/32	29/32	3-17/32	.59	.56
8058-020SR	8058-020CSR	2	3-7/32	3-1/32	1-3/16	4-7/32	.97	1.02
8058-025SR	8058-025CSR	2-1/2	4-3/32	3-9/16	1-15/32	6-5/32	1.66	1.73
8058-030SR	8058-030CSR	3	4-3/16	4-9/32	1-3/8	6-5/32	2.44	2.50
8058-040SR	8058-040CSR	4	4-11/16	5-1/4	1-11/16	7-3/4	3.73	4.17
8058-060SR	8058-060CSR	6	6-3/16	7-11/16	2-13/16	11-5/8	10.98	11.54

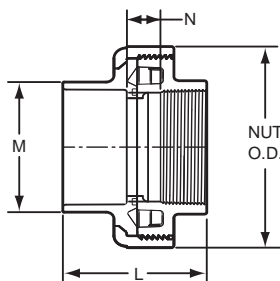
UNION 2000

Soc x Fipt

Dimensions Also Applicable to

8099-XXX EPDM O-ring Seal Units

1/2" - 4" 235 psi @ 73°F
6" 150 psi @ 73°F



Part Number w/Viton® O-ring Seal		Size	L	M	N	Nut O.D.	Approx. Wt. (Lbs.)	
PVC	CPVC						PVC	CPVC
8059-005	8059-005C	1/2	1-7/8	1-3/16	5/16	1-7/8	.11	.08
8059-007	8059-007C	3/4	2-1/16	1-13/32	5/16	2-9/32	.18	.19
8059-010	8059-010C	1	2-13/32	1-23/32	13/32	2-9/16	.20	.09
8059-012	8059-012C	1-1/4	2-19/32	2-3/32	13/32	3-1/8	.35	.37
8059-015	8059-015C	1-1/2	2-13/16	2-3/8	1/2	3-1/2	.49	.50

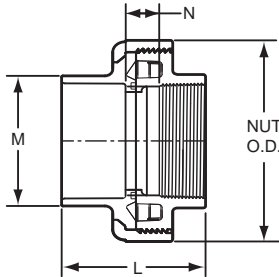


PVC & CPVC SCHEDULE 80 FITTINGS, UNIONS, TANK ADAPTERS, EXPANSION JOINTS & SADDLES

UNION 2000 (continued)

Soc x Fipt
 Dimensions Also Applicable to
 8099-XXX EPDM O-ring Seal Units

1/2" - 4" 235 psi @ 73°F
 6" 150 psi @ 73°F

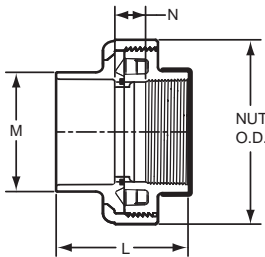


Part Number w/Viton® O-ring Seal		Size	L	M	N	Nut O.D.	Approx. Wt. (Lbs.)	
PVC	CPVC						PVC	CPVC
8059-020	8059-020C	2	2-31/32	2-7/8	13/32	4-9/32	.92	.96
8059-025	8059-025C	2-1/2	3-15/32	3-1/2	13/32	6-3/16	1.58	1.66
8059-030	8059-030C	3	3-25/32	4-3/16	17/32	6-5/32	2.17	2.32
8059-040	8059-040C	4	4-3/8	5-1/4	5/8	7-3/4	3.64	3.83
8059-060	8059-060C	6	6-27/32	7-1/2	1-1/2	11-5/8	11.69	11.80

UNION 2000

Soc x SR Fipt
 Dimensions Also Applicable to
 8099-XXXSR EPDM O-ring Seal Units

1/2" - 4" 235 psi @ 73°F
 6" 150 psi @ 73°F



Part Number w/Viton® O-ring Seal		Size	L	M	N	Nut O.D.	Approx. Wt. (Lbs.)	
PVC	CPVC						PVC	CPVC
8059-005SR	8059-005CSR	1/2	1-29/32	1-3/16	11/32	1-7/8	.12	.09
8059-007SR	8059-007CSR	3/4	2-5/32	1-13/32	13/32	2-9/32	.14	.20
8059-010SR	8059-010CSR	1	2-7/16	1-23/32	7/16	2-9/16	.20	.20
8059-012SR	8059-012CSR	1-1/4	2-5/8	2-3/32	7/16	3-1/8	.37	.39
8059-015SR	8059-015CSR	1-1/2	2-13/16	2-3/8	1/2	3-1/2	.56	.56
8059-020SR	8059-020CSR	2	3	2-7/8	7/16	4-7/32	1.00	1.04
8059-025SR	8059-025CSR	2-1/2	3-27/32	3-15/32	27/32	6-1/2	2.19	2.29
8059-030SR	8059-030CSR	3	3-3/4	4-3/16	1/2	6-9/32	2.24	2.38
8059-040SR	8059-040CSR	4	4-3/8	5-1/4	5/8	7-3/4	2.81	2.95
8059-060SR	8059-060CSR	6	6-27/32	7-1/2	2-5/32	11-5/8	11.50	11.95

PVC & CPVC SCHEDULE 80 FITTINGS, UNIONS, TANK ADAPTERS, EXPANSION JOINTS & SADDLES



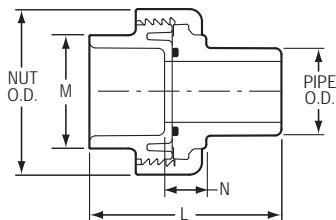
UNION 2000

Soc x Spig

Dimensions Also Applicable to

8096-XXX EPDM O-ring Seal Units

1/2" - 4" 235 psi @ 73°F
6" 150 psi @ 73°F



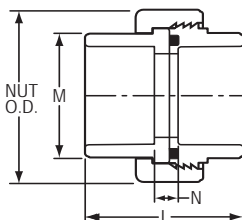
Part Number w/Viton® O-ring Seal		Size	L	M	N	Nut O.D.	Approx. Wt. (Lbs.)	
PVC	CPVC						PVC	CPVC
8056-005	8056-005C	1/2	2-5/16	1-3/16	9/16	1-7/8	.12	.13
8056-007	8056-007C	3/4	2-5/8	1-3/8	21/32	2-9/32	.19	.21
8056-010	8056-010C	1	2-15/16	1-23/32	5/8	2-9/16	.29	.30
8056-012	8056-012C	1-1/4	3-3/16	2-3/32	5/8	3-3/32	.38	.41
8056-015	8056-015C	1-1/2	3-1/2	2-3/8	11/16	3-9/16	.50	.54
8056-020	8056-020C	2	3-3/4	2-7/8	3/4	4-5/16	.81	.85
8056-025	8056-025C	2-1/2	4-5/8	3-15/32	1-1/8	6-5/32	2.18	2.30
8056-030	8056-030C	3	4-25/32	4-5/32	7/32	6-5/32	2.28	2.40
8056-040	8056-040C	4	5-5/8	5-7/32	1-1/8	7-3/4	3.79	4.04
8056-060	8056-060C	6	7-3/4	7-9/16	1-1/2	11-11/16	11.84	12.68

PVC TRANSITION UNION

DIN (mm) SOC x ASTM (in) SOC

Dimensions Also Applicable to 8697-XXX EPDM O-ring Seal Units

235 psi @ 73°F
(PN 16 @ 22°C)



Part Number w/Viton® O-ring Seal	Size	L	M	N	Nut O.D.	Approx. Wt. (Lbs.)
8657-020	20mm x 1/2	2-1/16	1-9/32	5/16	1-31/32	.16
8657-025	25mm x 3/4	2-11/32	1-17/32	11/32	2-1/2	.27
8657-032	32mm x 1	2-9/16	1-27/32	3/8	2-7/8	.37
8657-040	40mm x 1-1/4	2-7/8	2-7/32	3/8	3-5/16	.52
8657-050	50mm x 1-1/2	3-1/8	2-9/16	5/16	3-9/16	.59
8657-063	63mm x 2	3-5/8	3-1/32	9/16	4-3/16	.94
8657-090	90mm x 3	5-1/16	4-3/8	1-3/16	5-3/4	2.31
8657-110	110mm x 4	5-7/8	5-7/16	1-3/8	7-1/16	3.91

1) For DIN (mm) SOC X ASTM (in) SOC Unions Equipped with EPDM O-ring, Replace The 8657 With An 8697 Before The Dash.
e.g. Part Number 8697-020 = 20mm x 1/2" PVC, Union Soc x Soc With EPDM O-rings.



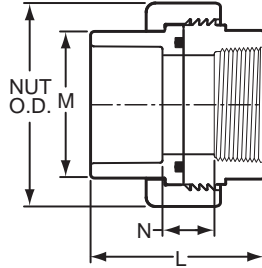
PVC & CPVC SCHEDULE 80 FITTINGS, UNIONS, TANK ADAPTERS, EXPANSION JOINTS & SADDLES

PVC TRANSITION UNION

DIN (mm) SOC x ASTM (in) Fipt

Dimensions Also Applicable to 8698-XXX EPDM O-ring Seal Units

235 psi @ 73°F
(PN 16 @ 22°C)



Part Number w/Viton® O-ring Seal	Size	L	M	N	Nut O.D.	Approx. Wt. (Lbs.)
8658-020	20 mm x 1/2	2-3/32	1-9/32	19/32	1-31/32	.16
8658-025	25mm x 3/4	2-3/8	1-17/32	3/4	2-1/2	.28
8658-032	32mm x 1	2-9/16	1-27/32	7/16	2-7/8	.38
8658-040	40mm x 1-1/4	2-7/8	2-7/32	7/8	3-5/16	.56
8658-050	50mm x 1-1/2	3-3/32	2-9/16	1-5/32	3-9/16	.61
8658-063	63mm x 2	3-9/16	3-1/32	1-5/8	4-3/16	.99
8658-090	90mm x 3	5-1/16	4-3/8	1-13/16	5-3/4	2.41
8658-110	110mm x 4	5-7/8	5-7/16	2-3/8	7-1/16	4.07

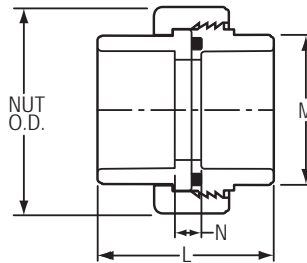
1) For DIN (mm) SOC X NPT (in) Fipt Unions Equipped with EPDM O-ring, Replace The 8658 With An 8698 Before The Dash.
e.g. Part Number 8698-020 = 20mm x 1/2" PVC, Union, DIN Soc x ASTM Fipt With EPDM O-rings.

PVC TRANSITION UNION

JIS (mm) SOC X ASTM (in) SOC

Dimensions Also Applicable to 8297-XXX EPDM O-ring Seal Units

235 psi @ 73°F
(PN 16 @ 22°C)



Part Number w/Viton® O-ring Seal	Size	L	M	N	Nut O.D.	Approx. Wt. (Lbs.)
8257-016	16 DN x 1/2	2-1/16	1-9/32	5/16	1-31/32	.15
8257-020	20 DN x 3/4	2-3/8	1-17/32	5/16	2-1/2	.26
8257-025	25 DN x 1	2-9/16	1-27/32	3/8	2-7/8	.37
8257-030	30 DN x 1-1/4	2-27/32	2-7/32	11/32	3-5/16	.53
8257-040	40 DN x 1-1/2	3-1/8	2-9/16	5/16	3-9/16	.61
8257-050	50 DN x 2	3-5/8	3-1/32	9/16	4-3/16	.97
8257-075	75 DN x 3	5-1/16	4-3/8	1-3/16	5-3/4	2.34
8257-100	100 DN x 4	5-7/8	5-7/16	1-3/8	7-1/16	3.80

1) For JIS (mm) SOC X ASTM (in) SOC Unions Equipped with EPDM O-ring, Replace The 8257 With An 8297 Before The Dash.
e.g. Part Number 8297-016 = 16mm x 1/2" PVC, Union, JIS Soc x ASTM Socket With EPDM O-rings.

PVC & CPVC SCHEDULE 80 FITTINGS, UNIONS, TANK ADAPTERS, EXPANSION JOINTS & SADDLES

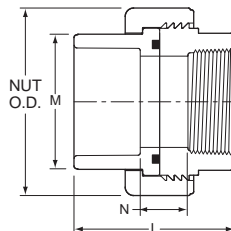


PVC TRANSITION UNION

JIS (mm) SOC X ASTM (in) Fipt

Dimensions Also Applicable to 8298-XXX EPDM O-ring Seal Units

235 psi @ 73°F
(PN 16 @ 22°C)



Part Number w/Viton® O-ring Seal	Size	L	M	N	Nut O.D.	Approx. Wt. (Lbs.)
8258-016	16 DN x 1/2	2-3/32	1-9/32	19/32	1-31/32	.16
8258-020	20 DN x 3/4	2-3/8	1-17/32	3/4	2-1/2	.27
8258-025	25 DN x 1	2-9/16	1-27/32	7/16	2-7/8	.38
8258-030	30 DN x 1-1/4	2-7/8	2-7/32	7/8	3-5/16	.57
8258-040	40 DN x 1-1/2	3-3/32	2-9/16	1-5/32	3-9/16	.63
8258-050	50 DN x 2	3-9/16	3-1/32	1-5/8	4-3/16	1.02
8258-075	75 DN x 3	5-1/16	4-3/8	1-13/16	5-3/4	2.43
8258-100	100 DN x 4	5-7/8	5-7/16	2-3/8	7-1/16	3.96

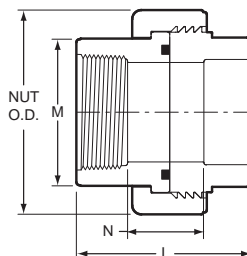
1) For JIS (mm) SOC X ASTM (in) Fipt Unions Equipped with EPDM O-ring, Replace The 8258 With An 8298 Before The Dash.
e.g. Part Number 8298-016 = 16dn x 1/2" PVC, Union, JIS Soc x ASTM Fipt With EPDM O-rings.

PVC TRANSITION UNION

BSP Threaded x ASTM (in) SOC

Dimensions Also Applicable to 8399-XXX EPDM O-ring Seal Units

235 psi @ 73°F
(PN 16 @ 22°C)



Part Number w/Viton® O-ring Seal	Size	L	M	N	Nut O.D.	Approx. Wt. (Lbs.)
8359-005	1/2	1-29/32	1-3/16	13/32	1-15/16	.12
8359-007	3/4	2-3/8	1-17/32	9/16	2-1/2	.27
8359-010	1	2-9/16	1-27/32	13/32	2-7/8	.38
8359-012	1-1/4	2-5/8	2-1/4	7/16	3-3/16	.37
8359-015	1-1/2	3-3/32	2-9/16	23/32	3-9/16	.62
8359-020	2	3-1/32	3	25/32	4-1/4	.85
8359-030	3	5	4-3/8	1-11/16	5-25/32	2.43
8359-040	4	5-7/8	5-7/16	1-7/8	7-1/16	3.84

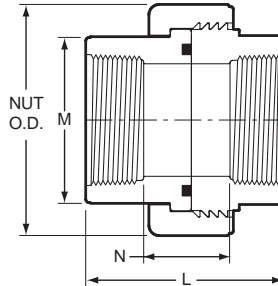
1) For BSP Threaded X ASTM (in) SOC Unions Equipped with EPDM O-ring, Replace The 8359 With An 8399 Before The Dash.
e.g. Part Number 8399-005 = 1/2" PVC, Union, BSP Thread x ASTM Soc With EPDM O-rings.



PVC & CPVC SCHEDULE 80 FITTINGS, UNIONS, TANK ADAPTERS, EXPANSION JOINTS & SADDLES

PVC TRANSITION UNION

BSP Threaded x ASTM (in.) Fipt
 Dimensions Also Applicable to
 8398-XXX EPDM O-ring Seal Units

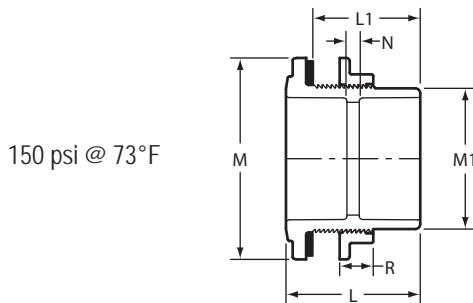


Part Number w/Viton® O-ring Seal	Size	L	M	N	Nut O.D.	Approx. Wt. (Lbs.)
8358-005	1/2	2-3/32	1-9/32	19/32	1-31/32	.16
8358-007	3/4	2-3/8	1-17/32	27/32	2-1/2	.28
8358-010	1	2-9/16	1-27/32	7-16	2-7/8	.39
8358-012	1-1/4	2-7/8	2-7/32	7/8	3-5/16	.56
8358-015	1-1/2	3-3/32	2-9/16	1-5/32	3-9/16	.64
8358-020	2	3-9/16	3-1/32	1-5/8	4-3/16	1.05
8358-030	3	5-1/16	4-3/8	1-13/16	5-3/4	2.52
8358-040	4	5-7/8	5-7/16	2-3/8	7-1/16	4.00

1) For BSP Threaded X ASTM Fipt Unions Equipped with EPDM O-ring, Replace The 8358 With An 8398 Before The Dash.
 e.g. Part Number 8398-005 = 1/2" PVC, Union, BSP Thread x ASTM Fipt With EPDM O-rings.

NEW STYLE - TANK ADAPTER

Soc x Soc
 Dimensions Also Applicable to 8170E-XXX & 8170V-XXX



Part Number		Size	L	L1	M	M1	N	R	Approx. Wt. (Lbs.)	
PVC	CPVC								PVC	CPVC
8170-002	8170-002C	1/4	2-1/2	1-13/16	1-1/2	1-1/16	1-3/16	1/2	.10	.11
8170-003	8170-003C	3/8	2-1/2	1-13/16	1-5/8	1-3/16	1	1/2	.11	.12
8170-005	8170-005C	1/2	2-15/16	2-3/16	2	1-3/16	1-1/8	5/8	.22	.23
8170-007	8170-007C	3/4	2-15/16	2-3/16	2-1/4	1-5/8	15/16	5/8	.26	.27
8170-010	8170-010C	1	3-5/16	2-9/16	2-5/8	2	1-1/16	5/8	.37	.41
8170-012	8170-012C	1-1/4	3-7/16	2-5/8	3-1/8	2-5/16	15/16	5/8	.42	.45

PVC & CPVC SCHEDULE 80 FITTINGS, UNIONS, TANK ADAPTERS, EXPANSION JOINTS & SADDLES

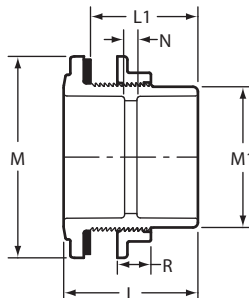


NEW STYLE - TANK ADAPTER (continued)

Soc x Soc

Dimensions Also Applicable to 8170E-XXX & 8170V-XXX

150 psi @ 73°F



Part Number		Size	L	L1	M	M1	N	R	Approx. Wt. (Lbs.)	
PVC	CPVC								PVC	CPVC
8170-015	8170-015C	1-1/2	3-5/8	2-13/16	3-5/8	2-11/16	13/16	5/8	.98	1.04
8170-020	8170-020C	2	4-1/8	3-1/4	4-7/8	3-1/4	1-1/16	3/4	1.28	1.33
8170-025	8170-025C	2-1/2	4-27/32	3-7/8	5-1/4	3-13/16	1-9/32	1	2.50	2.60
8170-030	8170-030C	3	5-1/2	4-1/2	6	4-9/16	1-11/16	1	2.62	2.69
8170-040	8170-040C	4	5	4	7-1/2	5-1/2	7/16	1-1/4	3.13	3.40
8170-080	8170-080C	8	8-5/8	7	12-15/16	10-1/4	1/2	1-1/2	16.02	17.30

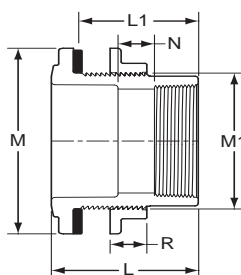
Tank Adapter Referenced Dimension Tolerance = $\pm 1/16$ "

NEW STYLE - TANK ADAPTER

Soc x Fipt

Dimensions Also Applicable to 8171E-XXX & 8171V-XXX

150 psi @ 73°F



Part Number		Size	L	L1	M	M1	N	R	Approx. Wt. (Lbs.)	
PVC	CPVC								PVC	CPVC
8171-002	8171-002C	1/4	2-1/2	1-13/16	1-1/2	1-1/16	1-1/4	1/2	.10	.11
8171-003	8171-003C	3/8	2-1/2	1-13/16	1-5/8	1-3/16	1-3/16	1/2	.11	.12
8171-005	8171-005C	1/2	2-29/32	2-7/16	2-1/32	1-7/32	1-1/2	5/8	.22	.23
8171-007	8171-007C	3/4	2-15/16	2-15/32	2-1/4	1-5/8	1-3/16	5/8	.25	.26
8171-010	8171-010C	1	3-5/16	2-13/16	2-5/8	1-31/32	1-1/4	5/8	.36	.38
8171-012	8171-012C	1-1/4	3-13/32	2-27/32	3-3/32	2-5/16	1-17/32	5/8	.50	.53
8171-015	8171-015C	1-1/2	3-5/8	2-13/16	3-5/8	2-11/16	1-1/4	5/8	.67	.71
8171-020	8171-020C	2	4-1/8	3-1/4	4-7/8	3-1/4	1-5/8	3/4	1.32	1.34

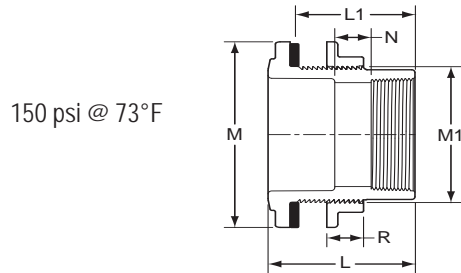


PVC & CPVC SCHEDULE 80 FITTINGS, UNIONS, TANK ADAPTERS, EXPANSION JOINTS & SADDLES

NEW STYLE - TANK ADAPTER (continued)

Soc x Fipt

Dimensions Also Applicable to 8171E-XXX & 8171V-XXX

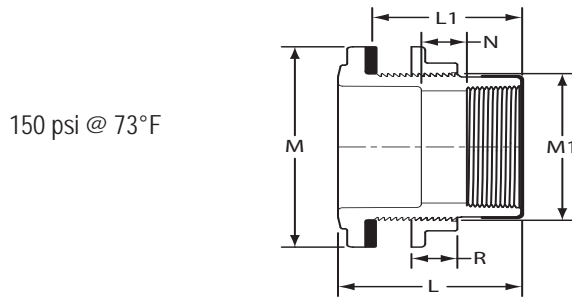


Part Number		Size	L	L1	M	M1	N	R	Approx. Wt. (Lbs.)	
PVC	CPVC								PVC	CPVC
8171-025	8171-025C	2-1/2	4-7/8	7/8	5-1/4	3-13/16	1-13/16	1	1.78	1.92
8171-030	8171-030C	3	5-1/2	4-1/2	6	4-9/16	2-3/16	1	2.61	2.80
8171-040	8171-040C	4	5	4	7-1/2	5-1/2	1-1/4	1-1/4	3.24	3.36

NEW STYLE - TANK ADAPTER

Soc x SR Fipt

Dimensions Also Applicable to 8171E-XXXSR & 8171V-XXXSR



Part Number		Size	L	L1	M	M1	N	R	Approx. Wt. (Lbs.)	
PVC	CPVC								PVC	CPVC
8171-002SR	8171-002CSR	1/4	2-1/2	1-13/16	1-1/2	1-1/16	1-1/4	1/2	.11	.11
8171-003SR	8171-003CSR	3/8	2-1/2	1-13/16	1-5/8	1-3/16	1-3/16	1/2	.12	.13
8171-005SR	8171-005CSR	1/2	2-15/16	2-7/16	2-1/32	1-15/32	1-9/32	5/8	.22	.24
8171-007SR	8171-007CSR	3/4	2-15/16	2-3/16	2-1/4	1-5/8	1-1/4	5/8	.26	.28
8171-010SR	8171-010CSR	1	3-5/16	2-13/16	2-5/8	1-31/32	1-1/4	5/8	.36	.38
8171-012SR	8171-012CSR	1-1/4	3-13/32	2-5/8	3-3/32	2-5/16	1-17/32	5/8	.50	.53
8171-015SR	8171-015CSR	1-1/2	3-5/8	2-13/16	3-5/8	2-11/16	1-1/4	5/8	.70	.74
8171-020SR	8171-020CSR	2	4-1/8	3-1/4	4-7/8	3-1/4	1-5/8	3/4	1.36	1.70
8171-025SR	8171-025CSR	2-1/2	4-7/8	3-7/8	5-1/4	3-13/16	1-11/16	1	1.90	1.99
8171-030SR	8171-030CSR	3	5-1/2	4-1/2	6	4-9/16	2-3/16	1	2.78	2.82
8171-040SR	8171-040CSR	4	5	4	7-1/2	5-1/2	1-1/4	1-1/4	3.60	4.45

PVC & CPVC SCHEDULE 80 FITTINGS, UNIONS, TANK ADAPTERS, EXPANSION JOINTS & SADDLES

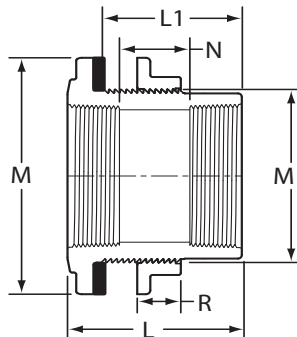


NEW STYLE - TANK ADAPTER

Fipt x Fipt

Dimensions Also Applicable to 8172E-XXX & 8172V-XXX

150 psi @ 73°F



Part Number		Size	L	L1	M	M1	N	R	Approx. Wt. (Lbs.)	
PVC	CPVC								PVC	CPVC
8172-002	8172-002C	1/4	2-1/2	1-13/16	1-1/2	1-1/16	1-5/16	1/2	.10	.11
8172-003	8172-003C	3/8	2-1/2	1-13/16	1-5/8	1-3/16	1-3/8	1/2	.13	.14
8172-005	8172-005C	1/2	2-15/16	2-3/16	2	1-7/16	1-1/2	5/8	.23	.24
8172-007	8172-007C	3/4	2-15/16	2-15/32	2-1/4	1-5/8	1-1/2	5/8	.25	.26
8172-010	8172-010C	1	3-5/16	2-13/16	2-5/8	1-31/32	1-1/4	5/8	.36	.38
8172-012	8172-012C	1-1/4	3-13/32	2-27/32	3-3/32	2-5/16	1-17/32	5/8	.50	.53
8172-015	8172-015C	1-1/2	3-19/32	3-1/16	3-19/32	2-21/32	1-11/16	5/8	.68	.72
8172-020	8172-020C	2	4-1/8	3-1/4	4-7/8	3-1/4	2-3/16	3/4	1.34	1.42
8172-025	8172-025C	2-1/2	4-7/8	3-7/8	5-1/4	3-13/16	2-1/4	1	1.91	2.06
8172-030	8172-030C	3	5-1/2	4-1/2	6	4-9/16	2-11/16	1	2.80	2.95
8172-040	8172-040C	4	5	4	7-1/2	5-1/2	2	1-1/4	3.53	3.70
8172-060	8172-060C	6	5	4-3/16	9-7/8	7-31/32	1-5/32	1-1/4	5.90	6.21



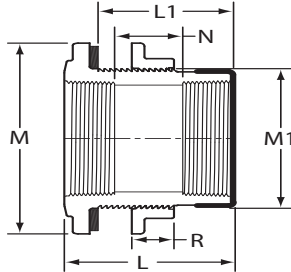
PVC & CPVC SCHEDULE 80 FITTINGS, UNIONS, TANK ADAPTERS, EXPANSION JOINTS & SADDLES

NEW STYLE - TANK ADAPTER

Fipt x SR Fipt

Dimensions Also Applicable to 8172E-XXXSR & 8172V-XXXSR

150 psi @ 73°F



Part Number		Size	L	L1	M	M1	N	R	Approx. Wt. (Lbs.)	
PVC	CPVC								PVC	CPVC
8172-002SR	8172-002CSR	1/4	2-1/2	1-7/8	1-9/16	1-1/16	1-5/16	1/2	.12	.13
8172-003SR	8172-003CSR	3/8	2-1/2	1-13/16	1-5/8	1-3/16	1-3/8	1/2	.14	.15
8172-005SR	8172-005CSR	1/2	2-15/16	2-3/16	2	1-7/16	1-1/2	5/8	.24	.25
8172-007SR	8172-007CSR	3/4	2-15/16	2-15/32	2-1/4	1-5/8	1-3/16	5/8	.26	.25
8172-010SR	8172-010CSR	1	3-15/16	2-19/32	2-5/8	1-31/32	1-1/4	5/8	.38	.36
8172-012SR	8172-012CSR	1-1/4	3-13/32	2-27/32	3-3/32	2-5/16	1-17/32	5/8	.50	.53
8172-015SR	8172-015CSR	1-1/2	3-5/8	2-13/16	3-5/8	2-11/16	1-3/4	5/8	.73	.77
8172-020SR	8172-020CSR	2	4-1/8	3-1/4	4-27/32	3-1/32	2-1/8	3/4	1.34	1.41
8172-025SR	8172-025CSR	2-1/2	4-7/8	3-7/8	5-1/4	3-13/16	2-1/4	1	1.97	2.11
8172-030SR	8172-030CSR	3	5-15/32	4-17/32	5-31/32	4-17/32	2-21/32	1	2.87	3.02
8172-040SR	8172-040CSR	4	5	4	7-1/2	5-1/2	2	1-1/4	3.61	3.80

TANK ADAPTER GASKET SECTION	SIZE	O.D.*	I.D.*	T
	1/4	1.49	0.99	1/4
	3/8	1.62	1.12	1/4
	1/2	1.98	1.41	1/4
	3/4	2.20	1.57	1/4
	1	2.60	1.90	1/4
	1-1/4	3.04	2.23	1/4
	1-1/2	3.54	2.57	1/4
	2	4.76	3.15	1/4
	2-1/2	5.13	3.70	1/4
	3	5.86	4.39	1/4
	4	7.34	5.31	1/4
	6	9.85	7.95	3/16
	8	12.70	9.94	3/8

New Style Tank Adapter Gasket & Hole Size Requirements			
Tank Adapter Size	Recommended Minimum Hole Size	Minimum Inside Curvature Radius (inches)	Maximum Tank Wall Thickness (inches)
1/4	1-1/16	2.50	0.50
3/8	1-3/16	3.00	0.50
1/2	1-1/2	4.00	0.75
3/4	1-3/4	5.00	0.75
1	2	7.00	0.86
1-1/4	2-3/8	9.50	0.86
1-1/2	2-3/4	12.00	0.86
2	3-3/8	18.50	1.19
2-1/2	3-7/8	23.50	1.50
3	4-5/8	32.50	2.00
4	5-1/2	43.50	1.25
6	8	79.50	2.06
8	10-3/8	98.00	4.25

* Both outside and inside dimensions are +/- .01 to .03 shore hardness 50-60

PVC & CPVC SCHEDULE 80 FITTINGS, UNIONS, TANK ADAPTERS, EXPANSION JOINTS & SADDLES

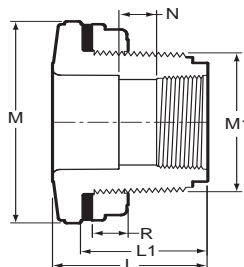


OLD STYLE - TANK ADAPTER

Soc x Fipt

Dimensions Also Applicable to 871E-XXX

150 psi @ 73°F



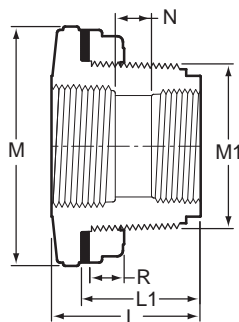
Part Number		Size	L	L1	M	M1	N	R	Approx. Wt. (Lbs.)	
PVC	CPVC								PVC	CPVC
871-005	871-005C	1/2	2-27/32	2-11/32	2-9/32	1-9/32	1-3/8	5/8	.24	.26
871-007	871-007C	3/4	2-23/32	2-7/32	2-1/2	1-5/8	29/32	5/8	.30	.32
871-010	871-010C	1	2-25/32	2-1/8	2-13/16	1-7/8	25/32	21/32	.34	.34
871-012	871-012C	1-1/4	3-1/8	2-7/16	3-29/32	2-11/32	27/32	5/8	.64	.63
871-015	871-015C	1-1/2	3-5/32	2-21/32	3-29/32	2-11/32	3/4	5/8	.55	.59
871-020	871-020C	2	3-3/16	2-17/32	4-31/32	3-15/32	13/16	3/4	1.33	1.43
871-030	871-030C	3	4-19/32	3-13/16	6-7/16	4-15/32	31/32	1-3/16	2.47	2.63
871-040	871-040C	4	4-7/16	3-23/32	7-7/16	5-1/2	1/2	1-1/4	3.17	3.37
871-060	871-060C	6	4-31/32	4-3/16	9-7/8	7-31/32	1/32	1-1/4	5.59	5.92

OLD STYLE - TANK ADAPTER

Fipt x Fipt

Dimensions Also Applicable to 872E-XXX

150 psi @ 73°F



Part Number		Size	L	L1	M	M1	N	R	Approx. Wt. (Lbs.)	
PVC	CPVC								PVC	CPVC
872-005	872-005C	1/2	2-27/32	2-11/32	2-9/32	1-9/32	1-13/32	5/8	.24	.26
872-007	872-007C	3/4	2-23/32	2-1/4	2-1/2	1-5/8	1-5/32	5/8	.31	.32
872-010	872-010C	1	2-25/32	2-5/16	2-13/16	1-7/8	25/32	5/8	.36	.38
872-012	872-012C	1-1/4	3-1/8	2-5/8	3-27/32	2-11/32	1-1/8	5/8	.67	.65
872-015	872-015C	1-1/2	3-1/8	2-5/8	3-29/32	2-11/32	1-1/16	5/8	.58	.61
872-020	872-020C	2	3-5/32	2-3/8	5-1/16	3-7/16	1-5/32	3/4	1.35	1.42

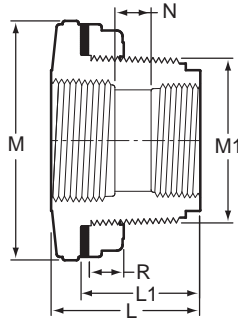


PVC & CPVC SCHEDULE 80 FITTINGS, UNIONS, TANK ADAPTERS, EXPANSION JOINTS & SADDLES

OLD STYLE - TANK ADAPTER (continued)

Fipt x Fipt
Dimensions Also Applicable to 872E-XXX

150 psi @ 73°F



Part Number		Size	L	L1	M	M1	N	R	Approx. Wt. (Lbs.)	
									PVC	CPVC
872-030	872-030C	3	4-19/32	3-13/16	6-7/16	4-15/32	1-11/32	1-3/16	2.56	2.61
872-040	872-040C	4	4-7/16	3-1/2	7-1/2	5-1/2	15/16	1-1/4	3.34	3.47
872-060	872-060C	6	4-31/32	4-3/16	9-7/8	7-31/32	1-3/32	1-1/4	5.94	6.22

TANK ADAPTER GASKET SECTION	SIZE	O.D.*	I.D.*	T	Old Style Tank Adapter Gasket & Hole Size Requirements			
					Tank Adapter Size	Recommended Minimum Hole Size	Minimum Inside Curvature Radius (inches)	Maximum Tank Wall Thickness (inches)
	1/2	2.25	1.33	3/16	1/2	1-3/8	3.88	1.06
	3/4	2.49	1.69	3/16	3/4	1-3/4	5.00	1.06
	1	2.79	1.94	3/16	1	2	6.12	1.06
	1-1/4	3.81	2.39	3/16	1-1/4	2-7/16	10.75	1.34
	1-1/2	3.81	2.39	3/16	1-1/2	2-7/16	10.75	1.34
	2	4.89	3.51	3/16	2	3-9/16	18.50	1.16
	3	6.30	4.49	3/16	3	4-9/16	31.00	1.75
	4	7.33	5.50	3/16	4	5-9/16	42.75	1.81
	6	9.85	7.95	3/16	6	8	79.75	2.06

* Both outside and inside dimensions are +/- .03 shore hardness 65-70

PVC & CPVC SCHEDULE 80 FITTINGS, UNIONS, TANK ADAPTERS, EXPANSION JOINTS & SADDLES

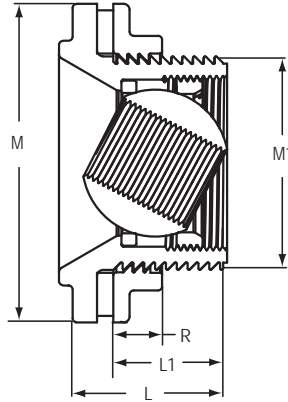


SELF ALIGNING TANK ADAPTER

Fipt

Dimensions Also Applicable to 8172ESA-XXX & 8172VSA-XXX

75 psi @ 73°F



Part Number		Size	L	L1	M	M1	R	Approx. Wt. (Lbs.)	
PVC	CPVC							PVC	CPVC
8172SA-010	8172SA-010C	1	2-9/16	1-3/4	4-7/8	3-1/4	3/4	1.11	1.23
8172SA-020	8172SA-020C	2	2-11/16	1-3/4	6	4-9/16	1	1.99	2.09
8172SA-030	8172SA-030C	3	3-1/4	2-1/4	7-1/2	5-1/2	1-1/4	2.61	2.97



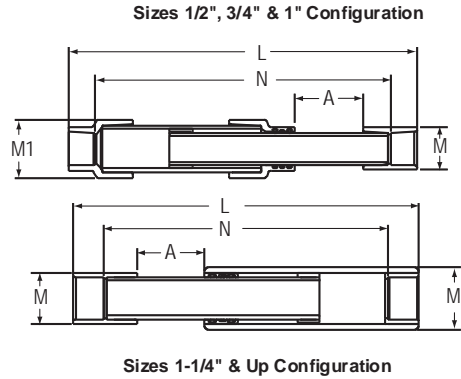
PVC & CPVC SCHEDULE 80 FITTINGS, UNIONS, TANK ADAPTERS, EXPANSION JOINTS & SADDLES

FABRICATED EXPANSION JOINTS WITH 6" & 12" TRAVEL

Soc x Soc

1/2" - 2" 235 psi @ 73°F
2-1/2" & Up 150 psi @ 73°F

Note: "A" = midpoint of extension



Part Number		Size	A	L	M	M1	N	Approx. Wt. (Lbs.)	
PVC	CPVC							PVC	CPVC
826-005x6	826-005x6C	1/2	3	13-11/16	1-9/32	1-23/32	11-15/16	.50	.55
826-007x6	826-007x6C	3/4	3	14-13/16	1-1/2	2-1/16	12-13/16	1.00	1.10
826-010x6	826-010x6C	1	3	15-15/16	1-23/32	2-11/32	13-11/16	1.00	1.10
826-012x6	826-012x6C	1-1/4	3	15-3/4	2-7/32	2-3/8	13-3/8	1.50	1.65
826-015x6	826-015x6C	1-1/2	3	16-1/8	2-11/32	2-7/8	13-7/16	2.00	2.20
826-020x6	826-020x6C	2	3	16-15/16	2-7/8	3-1/2	13-15/16	3.00	3.30
826-025x6	826-025x6C	2-1/2	3	18-7/8	4-3/16	4-1/2	14-7/8	6.00	6.60
826-030x6	826-030x6C	3	3	18-3/4	4-3/16	4-1/2	15-1/4	6.00	6.60
826-040x6	826-040x6C	4	3	19-3/4	5-5/16	5-9/16	15-3/16	7.00	7.70
826-060x6	826-060x6C	6	3	22-3/4	7-11/16	8-5/8	16-3/4	26.50	29.15
826-080x6	826-080x6C	8	3	27-1/4	9-11/16	10-3/4	19-1/4	40.50	44.55
826-100x6	826-100x6C	10	3	35-7/8	11-13/16	12-3/4	25-7/8	67.00	73.70
826-120x6	826-120x6C	12	3	39-1/2	14-1/8	16	27-1/2	134.00	147.40
826-140x6	---	14	3	49-3/4	15-5/8	16	34-7/8	104.27	---

Part Number		Size	A	L	M	M1	N	Approx. Wt. (Lbs.)	
PVC	CPVC							PVC	CPVC
826-005x12	826-005x12C	1/2	6	16-11/16	1-9/32	1-23/32	14-15/16	.57	.63
826-007x12	826-007x12C	3/4	6	17-13/16	1-1/2	2-1/16	15-13/16	1.14	1.26
826-010x12	826-010x12C	1	6	18-15/16	1-23/32	2-11/32	16-11/16	1.14	1.26
826-012x12	826-012x12C	1-1/4	6	18-3/4	2-7/32	2-3/8	16-3/8	1.71	1.88
826-015x12	826-015x12C	1-1/2	6	19-1/8	2-11/32	2-7/8	16-7/16	2.28	2.51
826-020x12	826-020x12C	2	6	19-15/16	2-7/8	3-1/2	16-15/16	3.43	3.77
826-025x12	826-025x12C	2-1/2	6	21-7/8	4-3/16	4-1/2	17-7/8	6.85	7.54
826-030x12	826-030x12C	3	6	21-3/4	4-3/16	4-1/2	18-1/4	6.85	7.54
826-040x12	826-040x12C	4	6	22-3/4	5-5/16	5-9/16	18-3/16	8.00	8.80
826-060x12	826-060x12C	6	6	25-3/4	7-11/16	8-5/8	19-3/4	30.27	33.30
826-080x12	826-080x12C	8	6	30-1/4	9-11/16	10-3/4	22-1/4	46.26	50.89
826-100x12	826-100x12C	10	6	38-7/8	11-13/16	12-3/4	28-7/8	76.53	84.19
826-120x12	826-120x12C	12	6	42-1/2	14-1/8	16	30-1/2	153.07	141.22
826-140x12	---	14	6	52-3/4	15-5/8	16	37-7/8	159.00	---

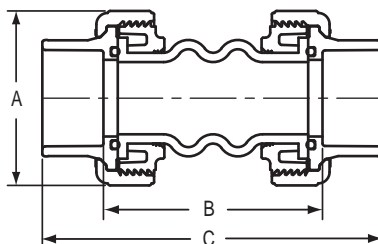
PVC & CPVC SCHEDULE 80 FITTINGS, UNIONS, TANK ADAPTERS, EXPANSION JOINTS & SADDLES



ELASTOMER EXPANSION JOINT WITH NEOPRENE BELLOWS

Soc x Soc

235 psi @ 73°F

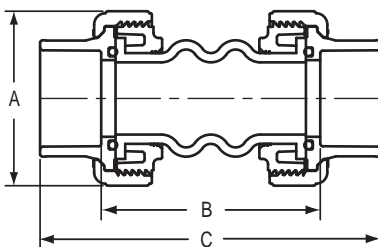


Part Number		Size	A	B	C	MAXIMUM MOVEMENTS				Approx. Wt. (Lbs.)	
PVC	CPVC					COMPRESSION	EXTENSION	LATERAL	ANGULAR	PVC	CPVC
EJ02-007	---	3/4	2-1/4	6-3/8	8-3/8	7/8	1/4	7/8	35°	.50	---
EJ02-010	---	1	2-9/16	5-15/16	8-3/16	7/8	1/4	7/8	25°	.71	---
EJ02-012	---	1-1/4	3-1/8	6-1/16	8-9/16	7/8	1/4	7/8	25°	.70	---
EJ02-015	---	1-1/2	3-9/16	5-7/8	8-5/8	7/8	1/4	7/8	20°	1.07	---
EJ02-020	---	2	4-3/16	5-7/16	8-7/16	7/8	1/4	7/8	15°	1.54	---
EJ20-025	---	2-1/2	6-1/8	6-3/16	9-3/4	7/8	1/4	7/8	15°	4.49	---
EJ02-030	---	3	6-1/8	6-3/16	10	7/8	1/4	7/8	15°	4.71	---

ELASTOMER EXPANSION JOINT WITH EPDM BELLOWS

Soc x Soc

235 psi @ 73°F



Part Number		Size	A	B	C	MAXIMUM MOVEMENTS				Approx. Wt. (Lbs.)	
PVC	CPVC					COMPRESSION	EXTENSION	LATERAL	ANGULAR	PVC	CPVC
EJ22-007	EJ22-007C	3/4	2-1/4	6-3/8	8-3/8	7/8	1/4	7/8	35°	.32	.39
EJ22-010	EJ22-010C	1	2-9/16	5-15/16	8-3/16	7/8	1/4	7/8	25°	.70	.81
EJ22-012	EJ22-012C	1-1/4	3-1/8	6-1/16	8-9/16	7/8	1/4	7/8	25°	.81	.84
EJ22-015	EJ22-015C	1-1/2	3-9/16	5-7/8	8-5/8	7/8	1/4	7/8	20°	1.03	1.07
EJ22-020	EJ22-020C	2	4-3/16	5-7/16	8-7/16	7/8	1/4	7/8	15°	1.54	1.61
EJ22-025	EJ22-025C	2-1/2	6-1/8	6-3/16	9-3/4	7/8	1/4	7/8	15°	4.49	4.77
EJ22-030	EJ22-030C	3	6-1/8	6-3/16	10	7/8	1/4	7/8	15°	4.81	5.04

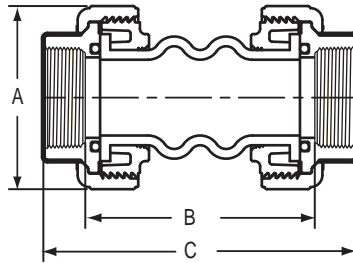


PVC & CPVC SCHEDULE 80 FITTINGS, UNIONS, TANK ADAPTERS, EXPANSION JOINTS & SADDLES

ELASTOMER EXPANSION JOINT WITH NEOPRENE BELLOWS

SR Fipt x SR Fipt

235 psi @ 73°F

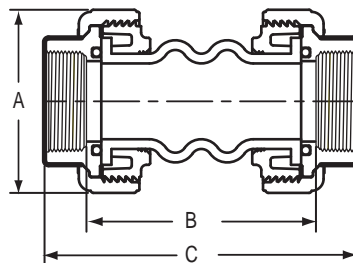


Part Number		Size	A	B	C	MAXIMUM MOVEMENTS				Approx. Wt. (Lbs.)	
PVC	CPVC					COMPRESSION	EXTENSION	LATERAL	ANGULAR	PVC	CPVC
EJ01-007SR	---	3/4	2-1/4	6-3/8	7-3/16	7/8	1/4	7/8	35°	.51	---
EJ01-010SR	---	1	2-9/16	6	7-3/4	7/8	1/4	7/8	25°	.73	---
EJ01-012SR	---	1-1/4	3-1/8	6-1/16	7-15/16	7/8	1/4	7/8	25°	.73	---
EJ01-015SR	---	1-1/2	3-9/16	5-7/8	7-3/4	7/8	1/4	7/8	20°	1.15	---
EJ01-020SR	---	2	4-3/16	5-7/16	7-3/8	7/8	1/4	7/8	15°	1.58	---
EJ01-025SR	---	2-1/2	6-1/8	6-3/16	9	7/8	1/4	7/8	15°	4.63	---
EJ01-030SR	---	3	6-1/8	6-3/16	9	7/8	1/4	7/8	15°	4.84	---

ELASTOMER EXPANSION JOINT WITH EPDM BELLOWS

SR Fipt x SR Fipt

235 psi @ 73°F



Part Number		Size	A	B	C	MAXIMUM MOVEMENTS				Approx. Wt. (Lbs.)	
PVC	CPVC					COMPRESSION	EXTENSION	LATERAL	ANGULAR	PVC	CPVC
EJ21-007SR	EJ21-007CSR	3/4	2-1/4	6-3/8	7-3/16	7/8	1/4	7/8	35°	.33	.39
EJ21-010SR	EJ21-010CSR	1	2-9/16	6	7-3/4	7/8	1/4	7/8	25°	.71	.83
EJ21-012SR	EJ21-012CSR	1-1/4	3-1/8	6-1/16	7-15/16	7/8	1/4	7/8	25°	.74	.76
EJ21-015SR	EJ21-015CSR	1-1/2	3-9/16	5-7/8	7-3/4	7/8	1/4	7/8	20°	1.15	1.19
EJ21-020SR	EJ21-020CSR	2	4-3/16	5-7/16	7-3/8	7/8	1/4	7/8	15°	1.58	1.65
EJ21-025SR	EJ21-025CSR	2-1/2	6-1/8	6-3/16	9	7/8	1/4	7/8	15°	4.63	4.91
EJ21-030SR	EJ21-030CSR	3	6-1/8	6-3/16	9	7/8	1/4	7/8	15°	4.85	5.19



NOTES

NOTES

NOTES

NOTES

NOTES



SPEARS® MANUFACTURING COMPANY

Corporate Office

15853 Olden Street • Sylmar, CA 91342

PO Box 9203 • Sylmar, CA 91392

(818) 364-1611 • <http://www.spearsmfg.com>

