


Acrylic block construction with direct reading scales have white screen printed backs to enhance scale readability. Connections are in-line for easy installation.



DESCRIPTION

Metering Tube	Machined cast acrylic
Internal Components	316L SS
Fitting Material	Standard: PVC Optional: 316L SS, brass
Inlet/Outlet Fittings	FNPT, vertical
O-Ring	Standard: EPR Optional: Buna N, Viton

PERFORMANCE

Capacities	Water 7 GPH to 20 GPM Air 2.6 SCFH to 60 SCFM
Scale	50mm, 65mm, 100mm, 127mm, 250mm direct reading
Accuracy	± 6% of full scale flow, 50mm scale ± 5% of full scale flow, 65mm scale ± 4% of full scale flow, 100mm scale ± 3% of full scale flow, 127mm scale ± 2% of full scale flow, 250mm scale
Turndown	10:1
Repeatability	3%, 50 mm scale 2%, 75 mm scale 2%, 100 mm scale 2%, 127 mm scale 0.5%, 250 mm scale
Maximum Temperature	Liquid 130° F (54° C) Gases 100° F (38° C)
Maximum Pressure	Water 125 psig Air 100 psig
Ambient Temperature	33° F to 125° F (1° C to 52° C)

OPTIONS

Certified Calibrations	Conform to ISA RP 16.6
Scales	Any volumetric unit

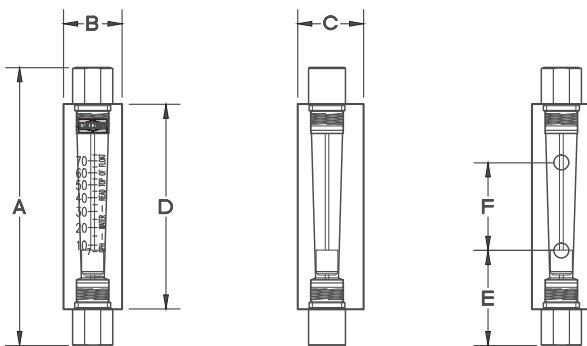
7510 / 7511 Series Specifications

Acrylic Tube

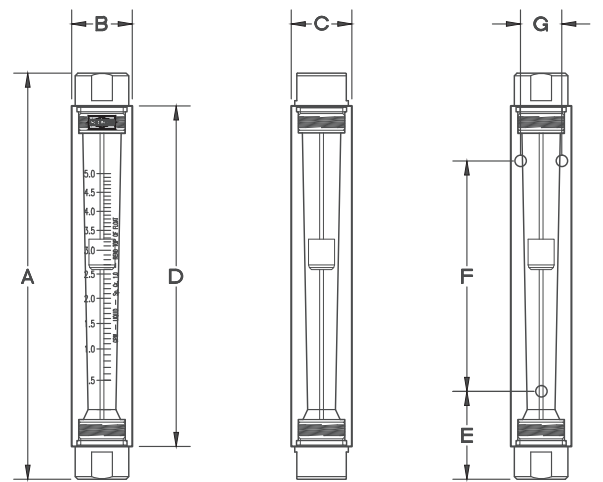
Order Number	Flow Water	Order Number	Flow Air	Connection Size	Dimensions (Inches)						
					A	B	C	D	E	F	G
Block #2A, 50mm (2 Inch) Scale											
—	—	2A-01	2.6 SCFH	1/4" FNPT*	4.75	1	1.125	3.50	1	1.50	—
—	—	2A-03	5 SCFH	1/4" FNPT*	4.75	1	1.125	3.50	1	1.50	—
—	—	2A-05	10 SCFH	1/4" FNPT*	4.75	1	1.125	3.50	1	1.50	—
—	—	2A-07	20 SCFH	1/4" FNPT*	4.75	1	1.125	3.50	1	1.50	—
2A-02	7 GPH	2A-09	30 SCFH	1/4" FNPT*	4.75	1	1.125	3.50	1	1.50	—
2A-04	12 GPH	2A-11	70 SCFH	1/4" FNPT*	4.75	1	1.125	3.50	1	1.50	—
2A-06	22 GPH	2A-13	100 SCFH	1/4" FNPT*	4.75	1	1.125	3.50	1	1.50	—
2A-08	44 GPH	2A-15	180 SCFH	1/4" FNPT*	4.75	1	1.125	3.50	1	1.50	—
2A-10	60 GPH	2A-17	4 SCFM	1/4" FNPT*	4.75	1	1.125	3.50	1	1.50	—
2A-12	75 GPH	—	—	1/4" FNPT*	4.75	1	1.125	3.50	1	1.50	—
Block #2B, 65mm (2 1/2 Inch) Scale											
2B-02	1 GPM	2B-01	4 SCFM	1/2" FNPT	6.50	1.375	1.375	5	1.25	2.50	.937
2B-04	2 GPM	2B-03	8 SCFM	1/2" FNPT	6.50	1.375	1.375	5	1.25	2.50	.937
2B-06	3.6 GPM	2B-05	15 SCFM	1/2" FNPT	6.50	1.375	1.375	5	1.25	2.50	.937
2B-08	5 GPM	2B-07	20 SCFM	1/2" FNPT	6.50	1.375	1.375	5	1.25	2.50	.937
Block #5B, 127mm (5 Inch) Scale											
5B-02	1 GPM	5B-01	4.2 SCFM	1/2" FNPT	9.25	1.375	1.375	7.75	1.25	5.25	.937
5B-04	2 GPM	5B-03	8.2 SCFM	1/2" FNPT	9.25	1.375	1.375	7.75	1.25	5.25	.937
5B-06	3.5 GPM	5B-05	15 SCFM	1/2" FNPT	9.25	1.375	1.375	7.75	1.25	5.25	.937
5B-08	5 GPM	5B-07	21 SCFM	1/2" FNPT	9.25	1.375	1.375	7.75	1.25	5.25	.937
Block #6A, 100mm (4 Inch) Scale											
6A-02	10 GPM	6A-01	40 SCFM	1" FNPT	8.375	1.78	1.812	6.625	1.312	4	1.25
6A-04	15 GPM	6A-03	60 SCFM	1" FNPT	8.375	1.78	1.812	6.625	1.312	4	1.25
6A-06	20 GPM	—	—	1" FNPT	8.375	1.78	1.812	6.625	1.312	4	1.25
Block #7A, 250mm (10 Inch) Scale											
7A-02	2 GPM	7A-01	8 SCFM	3/4" FNPT	14.812	1.78	1.812	13	2.50	8	1.25
7A-04	3.5 GPM	7A-03	14.8 SCFM	3/4" FNPT	14.812	1.78	1.812	13	2.50	8	1.25
7A-06	5 GPM	7A-05	20 SCFM	3/4" FNPT	14.812	1.78	1.812	13	2.50	8	1.25
7A-08	10 GPM	7A-07	42 SCFM	3/4" FNPT	14.812	1.78	1.812	13	2.50	8	1.25

*Block 2A has 1/4" FNPT with brass or stainless steel fitting, 1/4" MNPT with PVC fittings
 **10-32 female thread. (mounting screws not supplied)

DIMENSION DIAGRAM



2A Blocks



Front View

Side View

Back View

2B, 5B, 6A, and 7A Blocks

ORDERING:

Use the following guide to determine the specific product number you require.

7	5	1							
Meter Series			Fitting Material		O-Ring Material			Order Number	
7510 - 2A, 6A, 7A			Brass - 1		EPR - 1			See Specifications	
7511 - 2B, 5B			PVC - 2		Buna-N - 2			table	
			316L SS - 3		Viton - 3				